

87666-5 ✓ ACTIVE

AMPMODU | AMPMODU IV/V

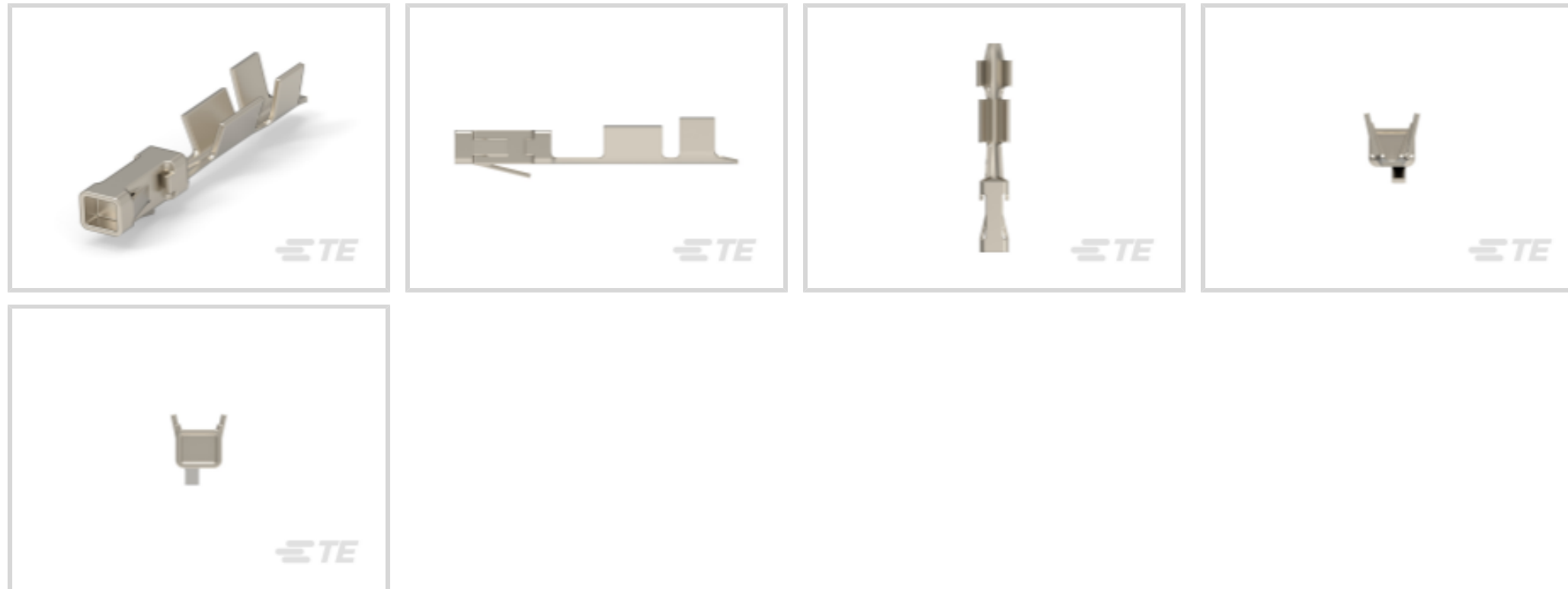
TE Internal #: 87666-5

Connector Contact, Socket, Wire-to-Board, 26 – 22 AWG Wire Size,
236.823 – 789.41 CMA Wire Size, .12 – .4 mm² Wire Size, Gold, Reel,
AMPMODU IV/V

[View on TE.com >](#)



Connectors > PCB Connectors > Wire-to-Board Connectors > Wire-to-Board Connector Contacts



Contact Type: **Socket**

Connector System: **Wire-to-Board**

Wire Size: **.12 – .4 mm²**

Features

Product Type Features

| | |
|-----------------------------------|---------------|
| Applied Pressure | Standard |
| Connector System | Wire-to-Board |
| Connector & Contact Terminates To | Wire & Cable |

Configuration Features

| | |
|-----------------------------------|---------------|
| Compatible With Wire & Cable Type | Discrete Wire |
|-----------------------------------|---------------|

Electrical Characteristics

| | |
|---------------------------------------|---------|
| Termination Resistance | 12 mΩ |
| Insulation Resistance | 5000 MΩ |
| Dielectric Withstanding Voltage (Max) | 750 V |
| Operating Voltage | 250 VAC |

Contact Features

| | |
|--|------------------|
| Mating Square Post Dimension | .64 mm[.025 in] |
| Wire Contact Termination Area Plating Material | Gold Flash |
| | 15 μin |
| Contact Base Material | Beryllium Copper |



| | |
|--------------------------------------|--------|
| Contact Type | Socket |
| Contact Mating Area Plating Material | Gold |
| Contact Current Rating (Max) | 3 A |

Termination Features

| | |
|------------------------------------|-------|
| Termination Method to Wire & Cable | Crimp |
|------------------------------------|-------|

Mechanical Attachment

| | |
|-------------------------|------|
| Wire Insulation Support | With |
|-------------------------|------|

Dimensions

| | |
|--------------------------------------|--------------------------|
| Compatible Insulation Diameter Range | 1.55 mm[.061 in] |
| Wire Size | .12 – .4 mm ² |

Usage Conditions

| | |
|-----------------------------|----------------------------|
| Operating Temperature Range | -65 – 105 °C[-85 – 221 °F] |
|-----------------------------|----------------------------|

Operation/Application

| | |
|---------------------|----------------|
| Circuit Application | Power & Signal |
|---------------------|----------------|

Industry Standards

| | |
|--------------------|-----------------------|
| Approved Standards | CSA LR7189, UL E28476 |
|--------------------|-----------------------|

Packaging Features

| | |
|--------------------|-------|
| Packaging Quantity | 12500 |
| Packaging Method | Reel |

Other

| | |
|----------------------------|---|
| Connector Contacts Comment | (*) For use with Model "K" machines. Call the Technical Assistance Center (1-800-522-6752) for any tooling questions. |
|----------------------------|---|

Product Compliance

For compliance documentation, visit the product page on [TE.com](https://www.te.com)>

| | |
|---|---|
| EU RoHS Directive 2011/65/EU | Compliant |
| EU ELV Directive 2000/53/EC | Compliant |
| China RoHS 2 Directive MIIT Order No 32, 2016 | No Restricted Materials Above Threshold |
| EU REACH Regulation (EC) No. 1907/2006 | Current ECHA Candidate List: JUNE 2023 (235) Candidate List Declared Against: JUNE 2023 (235) Does not contain REACH SVHC |

Halogen Content

Low Halogen - Br, Cl, F, I < 900 ppm per homogenous material. Also BFR/CFR/PVC Free

Solder Process Capability

Not applicable for solder process capability

Product Compliance Disclaimer

This information is provided based on reasonable inquiry of our suppliers and represents our current actual knowledge based on the information they provided. This information is subject to change. The part numbers that TE has identified as EU RoHS compliant have a maximum concentration of 0.1% by weight in homogenous materials for lead, hexavalent chromium, mercury, PBB, PBDE, DBP, BBP, DEHP, DIBP, and 0.01% for cadmium, or qualify for an exemption to these limits as defined in the Annexes of Directive 2011/65/EU (RoHS2). Finished electrical and electronic equipment products will be CE marked as required by Directive 2011/65/EU. Components may not be CE marked. Additionally, the part numbers that TE has identified as EU ELV compliant have a maximum concentration of 0.1% by weight in homogenous materials for lead, hexavalent chromium, and mercury, and 0.01% for cadmium, or qualify for an exemption to these limits as defined in the Annexes of Directive 2000/53/EC (ELV). Regarding the REACH Regulation, the information TE provides on SVHC in articles for this part number is based on the latest European Chemicals Agency (ECHA) 'Guidance on requirements for substances in articles' posted at this URL: <https://echa.europa.eu/guidance-documents/guidance-on-reach>

Compatible Parts



TE Part # 91517-1
CCII FEMALE MOD IV REC 24-22 ASSY



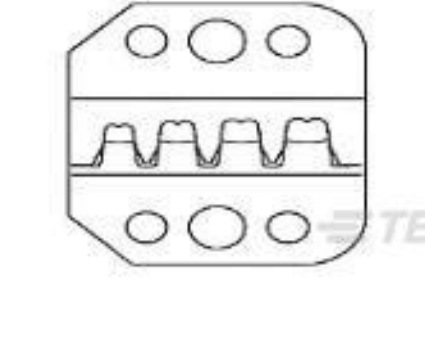
TE Part # 58641-1
PRO-CRIMP TL & DIE MOD IV



TE Part # 2151307-1
OCEAN_2.0_APPLICATOR-S-042F062O



TE Part # 843996-3
TOOL, EXTRACTION RESET



TE Part # 58641-2
PROCRIMP DIE MOD IV



TE Part # 2151307-2
OCEAN_2.0_APPLICATOR-S-042F062OA



TE Part # 7-2151027-7
OC-042F062O-CRIMPTOOLINGKIT



TE Part # 7-2151307-1
OCEAN_2.0_APPLICATOR-S-042F062O



TE Part # 7-2151307-2
OCEAN_2.0_APPLICATOR-S-042F062OA



TE Part # 7-2151307-7
OCEAN_2.0_SPARE_PART_KIT-042F062O




TE Part # 2-2151307-1
OCEAN_2.0_APPLICATOR-S-042F062O

Also in the Series | **AMPMODU IV/V**




Automotive Housings(2)



Backplane Connector Housings(1)



Board-to-Board Connector Contacts(6)



Connector Caps & Covers(18)



Connector Strain Relief(3)



Insertion & Extraction Tools(4)




PCB Connector Keying(6)



PCB Connector Mounting(1)



PCB Headers & Receptacles(934)



PCB Latches, Locks & Retainers(7)



Rectangular Connector Housings(5)



Standard Rectangular Connectors(8)



Wire-to-Board Connector Assemblies & Housings(447)




Wire-to-Board Connector Contacts (322)


Customers Also Bought




TE Part #5749621-2
 26 50S CABLE PLUG CONN/COV KIT



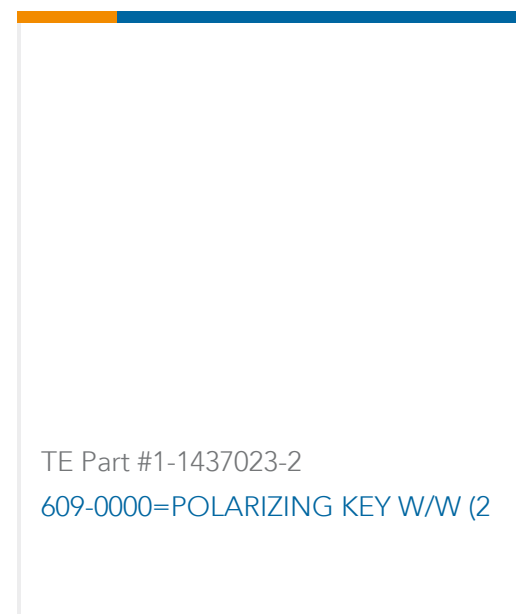

TE Part #1-103168-8
 40 MODII HDR DRST SHRD .100CL



TE Part #925367-4
 MOD 4 REC.HSG 2X04P



TE Part #102618-8
 20 MODII HDR DRST SHRD .100CL



Documents

Product Drawings

[MOD IV RECP PLTD 15 SEL](#)

English

CAD Files

[3D PDF](#)

3D

Customer View Model

[ENG_CVM_CVM_87666-5_AH.2d_dxf.zip](#)

English

Customer View Model

[ENG_CVM_CVM_87666-5_AH.3d_igs.zip](#)

English

Customer View Model

[ENG_CVM_CVM_87666-5_AH.3d_stp.zip](#)

English

By downloading the CAD file I accept and agree to the [Terms and Conditions](#) of use.

Datasheets & Catalog Pages

[AMP MODU IV & V Section of Catalog 1307819](#)

English

[AMPMODU_INTERCONNECTION_SYSTEM_SECTION5_CONT](#)

English

Product Specifications

[Application Specification](#)

English

Product Environmental Compliance

[MD_87666-5_06232015224_dmtec](#)

English

[MD_87666-5_06232015224_dmtec](#)

English