



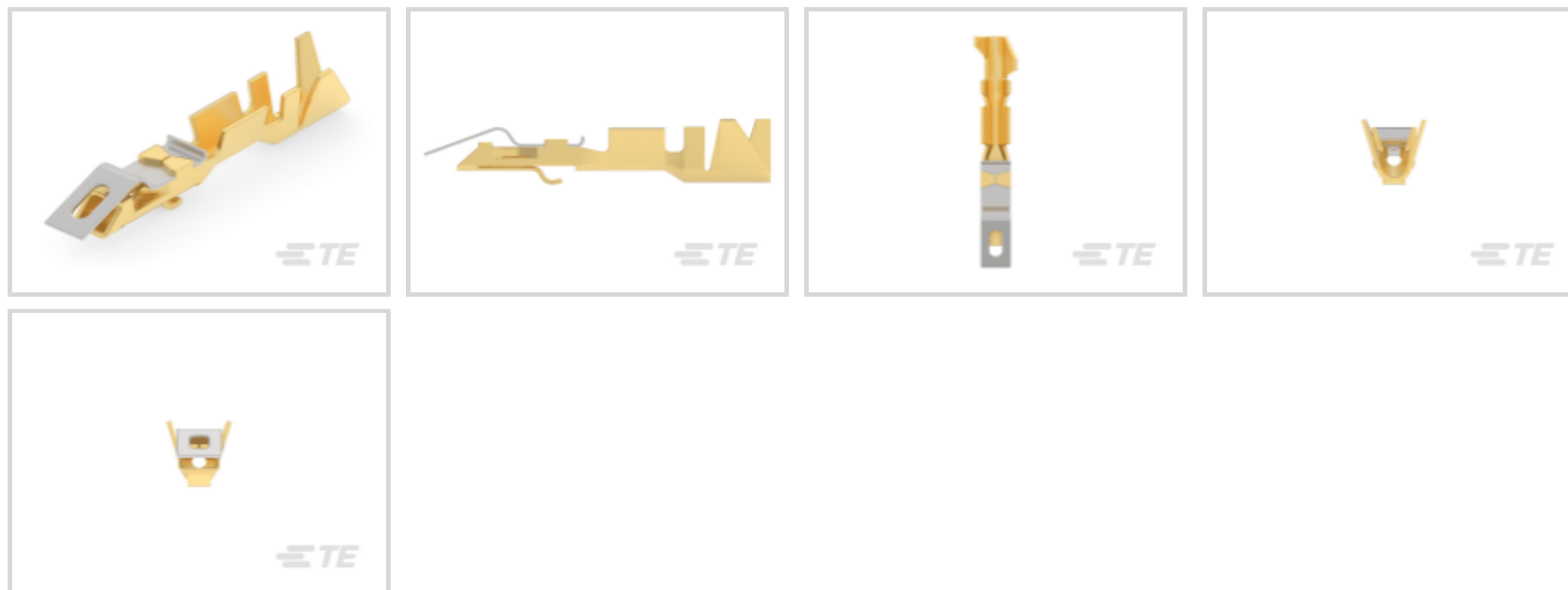
AMPMODU

TE Internal #: 867052-2

Connector Contact, Socket, Wire-to-Board, 20 AWG Wire Size, 1021 CMA Wire Size, .5 mm² Wire Size, Gold, Strip, Wire & Cable, 3 A, Signal

[View on TE.com >](#)

Connectors > PCB Connectors > Wire-to-Board Connectors > Wire-to-Board Connector Contacts



Contact Type: **Socket**

Connector System: **Wire-to-Board**

Wire Size: **.5 mm²**

Features

Product Type Features

Connector System	Wire-to-Board
Connector & Contact Terminates To	Wire & Cable

Electrical Characteristics

Termination Resistance	12 mΩ
Insulation Resistance	5000 MΩ
Dielectric Withstanding Voltage (Max)	750 V
Operating Voltage	250 VAC

Contact Features

Mating Square Post Dimension	.64 mm[.025 in]
	30 μin
Wire Contact Termination Area Plating Material	Gold Flash
Contact Shape & Form	Square
Contact Underplating Material	Nickel
PCB Contact Termination Area Plating Material	Gold Flash
Contact Base Material	Phosphor Bronze



Contact Type	Socket
--------------	--------

Contact Mating Area Plating Material	Gold
--------------------------------------	------

Contact Current Rating (Max)	3 A
------------------------------	-----

Termination Features

Termination Method to Wire & Cable	Crimp
------------------------------------	-------

Mechanical Attachment

Wire Insulation Support	With
-------------------------	------

Dimensions

Compatible Insulation Diameter Range	.97 – 1.57 mm [.038 – .062 in]
--------------------------------------	--------------------------------

Wire Size	.5 mm ²
-----------	--------------------

Usage Conditions

Operating Temperature Range	-65 – 105 °C [-85 – 221 °F]
-----------------------------	-----------------------------

Operation/Application

Circuit Application	Signal
---------------------	--------

Industry Standards

Approved Standards	CSA LR7189, UL E28476
--------------------	-----------------------

Packaging Features

Packaging Quantity	7000
--------------------	------

Packaging Method	Strip
------------------	-------

Other

Connector Contacts Comment	(*) For use with Model "K" machines. Call the Technical Assistance Center (1-800-522-6752) for any tooling questions., These contacts must be crimped per AMP Specification No. 114-25006 in order to function properly in a connector housing.
----------------------------	---

Product Compliance

[For compliance documentation, visit the product page on TE.com>](#)

EU RoHS Directive 2011/65/EU	Compliant
------------------------------	-----------

EU ELV Directive 2000/53/EC	Compliant
-----------------------------	-----------

China RoHS 2 Directive MIIT Order No 32, 2016	No Restricted Materials Above Threshold
---	---

EU REACH Regulation (EC) No. 1907/2006	Current ECHA Candidate List: JUNE 2023 (235)
--	--



Candidate List Declared Against: JUNE 2023 (235)

Does not contain REACH SVHC

Halogen Content

Low Halogen - Br, Cl, F, I < 900 ppm per homogenous material. Also BFR/CFR/PVC Free

Solder Process Capability

Not applicable for solder process capability

Product Compliance Disclaimer

This information is provided based on reasonable inquiry of our suppliers and represents our current actual knowledge based on the information they provided. This information is subject to change. The part numbers that TE has identified as EU RoHS compliant have a maximum concentration of 0.1% by weight in homogenous materials for lead, hexavalent chromium, mercury, PBB, PBDE, DBP, BBP, DEHP, DIBP, and 0.01% for cadmium, or qualify for an exemption to these limits as defined in the Annexes of Directive 2011/65/EU (RoHS2). Finished electrical and electronic equipment products will be CE marked as required by Directive 2011/65/EU. Components may not be CE marked. Additionally, the part numbers that TE has identified as EU ELV compliant have a maximum concentration of 0.1% by weight in homogenous materials for lead, hexavalent chromium, and mercury, and 0.01% for cadmium, or qualify for an exemption to these limits as defined in the Annexes of Directive 2000/53/EC (ELV). Regarding the REACH Regulation, the information TE provides on SVHC in articles for this part number is based on the latest European Chemicals Agency (ECHA) 'Guidance on requirements for substances in articles' posted at this URL: <https://echa.europa.eu/guidance-documents/guidance-on-reach>

Compatible Parts



TE Part # 87175-2
01 LOCKING CLIP HSG SR .100CL



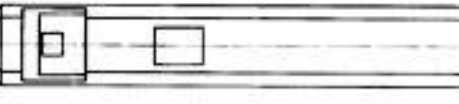
TE Part # 87133-1
04 LOCKING CLIP HSG DR .100CL



TE Part # 926657-6
LOCKING CLIP HSG



TE Part # 926657-3
3P LOCKG CLIP GEH



TE Part # 926657-4
LOCKING CLIP HSG



TE Part # 1-87175-0
04 LOCKING CLIP HSG SR .100CL




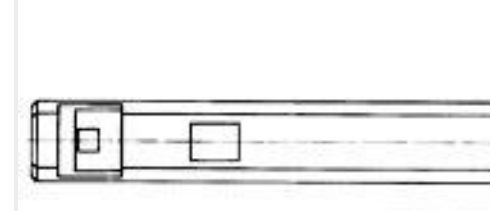
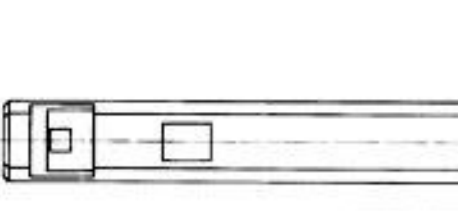



TE Part # 926209-3
LOCKING CLIP HSG.



TE Part # 1-87175-7
08 LOCKING CLIP HSG SR MRKD

 <p>TE Part # 87133-9 08 LOCKING CLIP HSG DR .100CL</p>	 <p>TE Part # 926010-1 LOCKING CLIP HSG</p>	 <p>TE Part # 1-87175-2 05 LOCKING CLIP HSG SR .100CL</p>	 <p>TE Part # 87133-2 10 LOCKING CLIP HSG DR .100CL</p>
 <p>TE Part # 926209-5 LOCKING CLIP HSG.</p>	 <p>TE Part # 1-87133-1 12 LOCKING CLIP HSG DR .100CL</p>	 <p>TE Part # 1-87175-3 06 LOCKING CLIP HSG SR MRKD</p>	 <p>TE Part # 1-87175-4 06 LOCKING CLIP HSG SR .100CL</p>
 <p>TE Part # 1-87175-6 07 LOCKING CLIP HSG SR .100CL</p>	 <p>TE Part # 1-87175-8 08 LOCKING CLIP HSG SR .100CL</p>	 <p>TE Part # 2-87175-2 10 LOCKING CLIP HSG SR .100CL</p>	 <p>TE Part # 926209-4 2X4P LOCK-CLIP GEH</p>

Customers Also Bought

 <p>TE Part #320631 TERMINAL,PIDG R 16-14HD 6</p>	 <p>TE Part #926657-3 3P LOCKG CLIP GEH</p>	 <p>TE Part #926657-4 LOCKING CLIP HSG</p>	 <p>TE Part #104503-4 05 MTE PIN HSG SR RIB .100CL</p>
 <p>TE Part #7-2150007-7 OCEAN_2.0_SPARE_PART_KIT-090F140F</p>	 <p>TE Part #5-2176376-7 RQ 0805 47K5 0.1% 10PPM 1K RL</p>	 <p>TE Part #7-1768390-0 HPR100A-100050-1.5-9</p>	

Documents



Product Drawings

LOCKING CLIP CONT ASSY .025 SQ

English

CAD Files

3D PDF

English

Customer View Model

[ENG_CVM_867052-2_Z.2d_dxf.zip](#)

English

Customer View Model

[ENG_CVM_867052-2_Z.3d_igs.zip](#)

English

Customer View Model

[ENG_CVM_867052-2_Z.3d_stp.zip](#)

English

By downloading the CAD file I accept and agree to the [Terms and Conditions](#) of use.

Datasheets & Catalog Pages

AMPMODU_INTERCONNECTION_SYSTEM_SECTION5_CONT

English

Product Specifications

Application Specification

English

Instruction Sheets

Instruction Sheet (U.S.)

English

[AMPMODU Locking Clip Contacts and Housings for 0.64mm Square Posts](#)

English