

86557-6 ✓ ACTIVE

TE Internal #: 86557-6

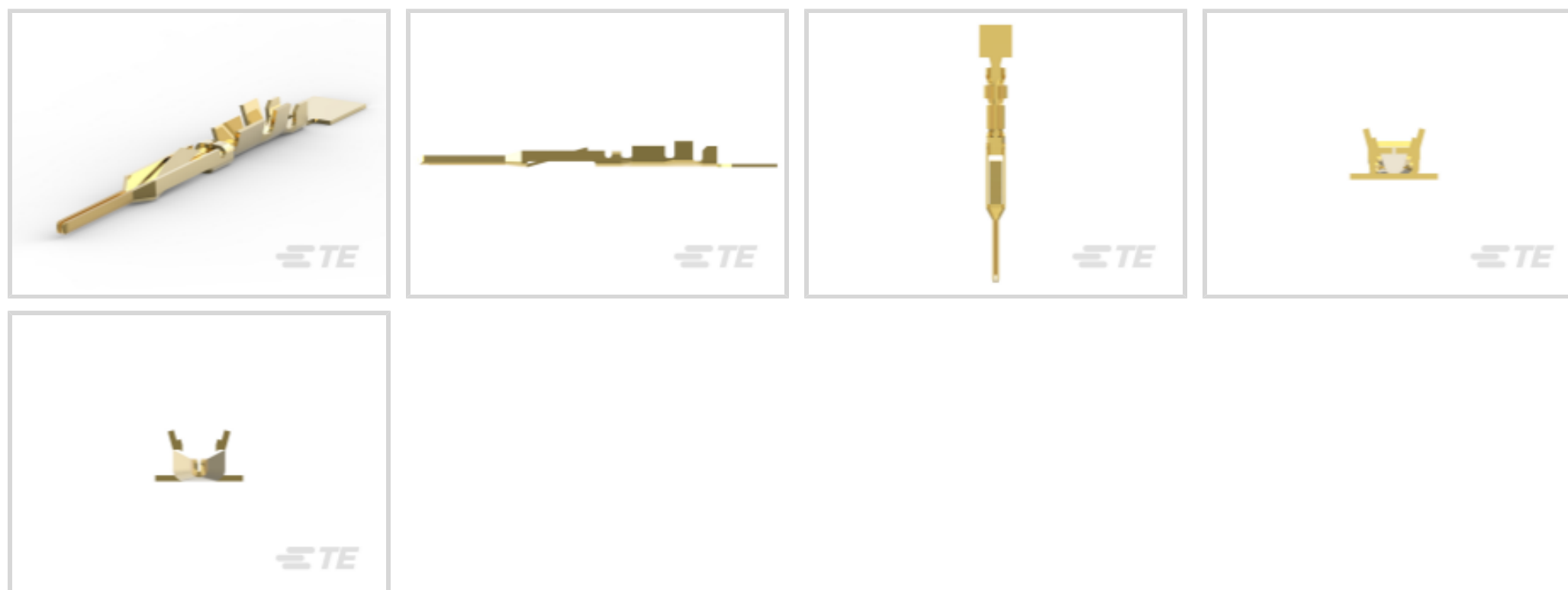
FFC Contacts, .1 in [2.54 mm] Centerline, Discrete Wire, Pin, Gold, Reel, Insulation Displacement (IDC), 26 – 22 AWG Wire Size, .12 – .4 mm² Wire Size

[View on TE.com >](#)



Connectors > PCB Connectors > Wire-to-Board Connectors > FFC, FPC & Ribbon Connectors > FFC Contacts >

2.54mm FFC Connectors Pin Contacts



Centerline (Pitch): 2.54 mm [.1 in]

Compatible With Wire & Cable Type: **Discrete Wire**

Contact Type: **Pin**

Contact Mating Area Plating Material: **Gold**

Packaging Method: **Reel**

[All 2.54mm FFC Connectors Pin Contacts \(34\)](#)

Features

Product Type Features

Connector & Contact Terminates To	Wire & Cable
-----------------------------------	--------------

Configuration Features

Compatible With Wire & Cable Type	Discrete Wire
-----------------------------------	---------------

Contact Features

	15 µin
Contact Underplating Material	Nickel
PCB Contact Termination Area Plating Material	Gold Flash
Contact Base Material	Phosphor Bronze
Contact Type	Pin
Contact Mating Area Plating Material	Gold
Contact Current Rating (Max)	2 A

Termination Features



Termination Method to Wire & Cable

Insulation Displacement (IDC)

Housing Features

Centerline (Pitch)

2.54 mm[.1 in]

Dimensions

Accepts Conductor Width

1.27 mm, 2.33 mm

Wire Size

.12 – .4 mm²

Compatible Insulation Diameter Range

1.02 – 1.42 mm[.04 – .056 in]

Usage Conditions

Operating Temperature Range

-65 – 105 °C[-85 – 221 °F]

Operation/Application

Circuit Application

Signal

Packaging Features

Packaging Method

Reel

Other

Connector Contacts Comment

Crimp Control Monitor 567561-1 for AMPOMATOR CLS II Machine., Crimp Control Monitor 567561-2 for AMP-OLECTRIC., Use Extraction Tool No. 91092-1 for end locking slot and Extraction Tool No. 91093-1 for side locking lance slot.

Product Compliance

For compliance documentation, visit the product page on [TE.com](https://www.te.com)>

EU RoHS Directive 2011/65/EU

Compliant

EU ELV Directive 2000/53/EC

Compliant

China RoHS 2 Directive MIIT Order No 32, 2016

No Restricted Materials Above Threshold

EU REACH Regulation (EC) No. 1907/2006

Current ECHA Candidate List: JUNE 2023 (235)
 Candidate List Declared Against: JUNE 2023 (235)
 Does not contain REACH SVHC

Halogen Content

Low Halogen - Br, Cl, F, I < 900 ppm per homogenous material. Also BFR/CFR/PVC Free

Solder Process Capability

Reflow solder capable to 260°C

Product Compliance Disclaimer

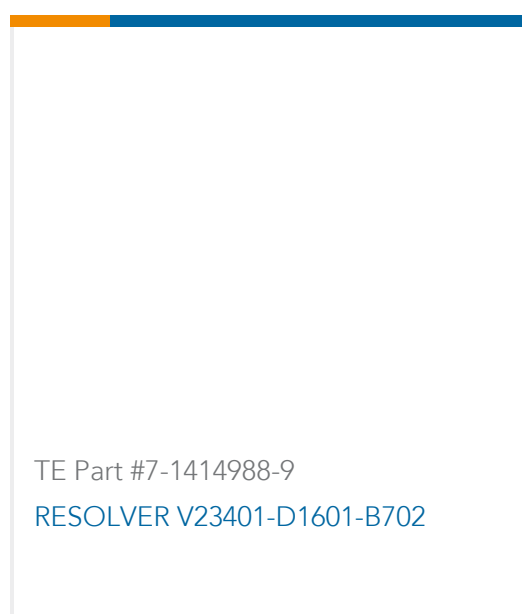
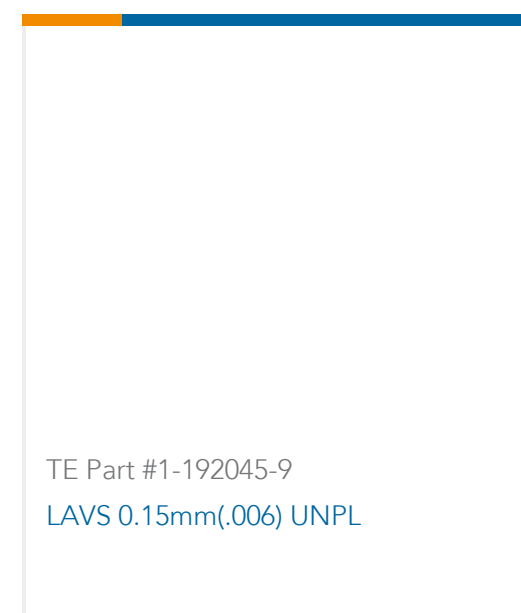
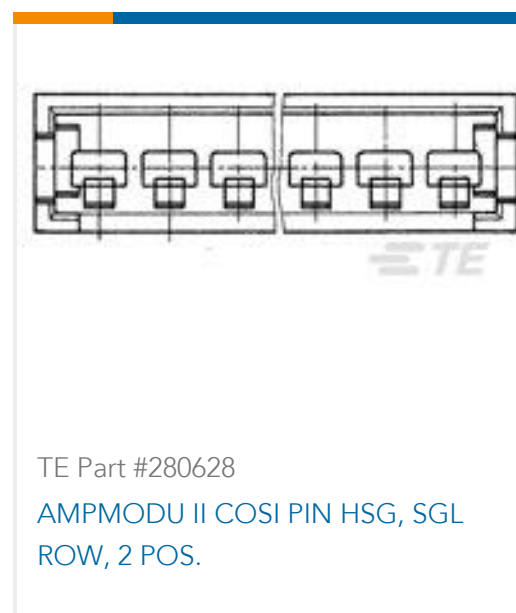
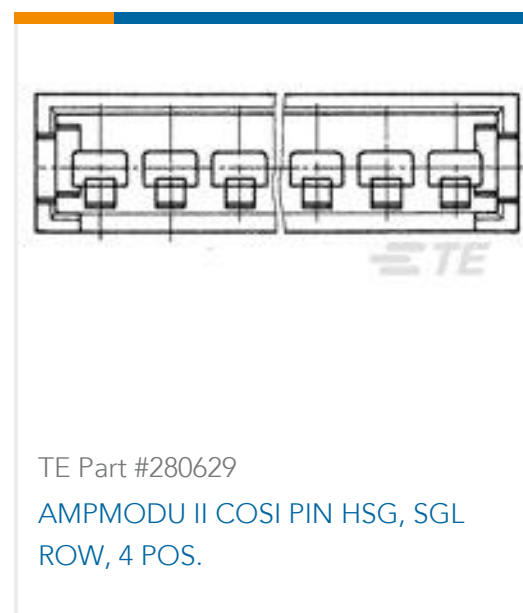
This information is provided based on reasonable inquiry of our suppliers and represents our current actual knowledge based on the information they provided. This information is subject to change. The part numbers that TE has identified as EU RoHS compliant have a maximum concentration of 0.1% by weight in homogenous materials for lead, hexavalent chromium, mercury, PBB, PBDE, DBP, BBP, DEHP, DIBP, and 0.01% for cadmium, or qualify for an exemption to these limits as defined in the Annexes of Directive 2011/65/EU (RoHS2). Finished electrical and electronic equipment products will be CE marked as required by Directive 2011/65/EU. Components may not be CE marked. Additionally, the part numbers that TE has identified as EU ELV compliant have a maximum concentration of 0.1% by weight in homogenous materials for lead, hexavalent chromium, and mercury, and 0.01% for cadmium, or qualify for an exemption to these limits as defined in the Annexes of Directive 2000/53/EC (ELV). Regarding the REACH Regulation, the information TE provides on SVHC in articles for this part number is based on the latest European Chemicals Agency (ECHA) 'Guidance on requirements for substances in articles' posted at this URL: <https://echa.europa.eu/guidance-documents/guidance-on-reach>

Compatible Parts

 <p>TE Part # 2-487406-6 RCPT CONTACT,STD PRESS,FFC</p>	 <p>TE Part # CAT-F439-R2435254 2.54mm FFC Connectors Receptacle Housing</p>	 <p>TE Part # 280637 4POS DBL PIN HSG</p>	 <p>TE Part # 280629 AMPMODU II COSI PIN HSG, SGL ROW, 4 POS.</p>
 <p>TE Part # 280628 AMPMODU II COSI PIN HSG, SGL ROW, 2 POS.</p>	 <p>TE Part # 485893-5 007 HOUSING FFC PIN 100CL SR</p>	 <p>TE Part # 485893-8 010 HOUSING FFC PIN 100CL SR</p>	 <p>TE Part # 485893-9 011 HOUSING FFC PIN 100CL SR</p>
 <p>TE Part # 1-485893-4 016 HOUSING FFC PIN 100CL SR</p>	 <p>TE Part # 280633 AMPMODU II COSI PIN HSG, SGL ROW, 10 POS</p>	 <p>TE Part # 3-88189-2 006 HOUSING FFC PIN DR 100CL</p>	 <p>TE Part # 1-88189-0 026 HOUSING FFC PIN DR 100CL</p>
 <p>TE Part # 2305570-1 Strip Terminal Cutter-Side Feed-No Crimp</p>	 <p>TE Part # 3-88189-0 010 HOUSING FFC PIN DR 100CL</p>	 <p>TE Part # 280630 AMPMODU II COSI PIN HSG, SGL ROW, 6 POS.</p>	 <p>TE Part # 280631 AMPMODU II COSI PIN HSG, SGL ROW, 8 POS.</p>



Customers Also Bought



Documents

Product Drawings

FFC PIN ROUND WIRE PLATED

English

FFC PIN ROUND WIRE PLATED

English

CAD Files

Customer View Model

ENG_CVM_CVM_86557-6_AW.2d_dxf.zip



English

[3D PDF](#)

3D

Customer View Model

[ENG_CVM_CVM_86557-6_AW.3d_igs.zip](#)

English

Customer View Model

[ENG_CVM_CVM_86557-6_AW.3d_stp.zip](#)

English

By downloading the CAD file I accept and agree to the [Terms and Conditions](#) of use.

Product Specifications

[Application Specification](#)

English

[Application Specification](#)

English

Product Environmental Compliance

[MD_86557-6_04112018956_dmtec](#)

English

[MD_86557-6_04112018956_dmtec](#)

English

Instruction Sheets

[Instruction Sheet \(U.S.\)](#)

English

[Instruction Sheet \(U.S.\)](#)

English

[Extraction Tool for Flexible Flat Cable \(FFC\)](#)

English