



Connectors > Power Connectors > Circular Power > Circular Power Connectors



Connector Product Type: **Lead Assembly**

Operating Voltage: **27000 VDC**

Connector System: **Wire-to-Panel**

Number of Positions: **6**

Sealable: **No**

Features

Product Type Features

Connector Product Type	Lead Assembly
Connector System	Wire-to-Panel
Sealable	No
Connector & Contact Terminates To	Wire & Cable
Connector & Housing Type	Receptacle

Configuration Features

Number of Positions	6
---------------------	---

Electrical Characteristics

Operating Voltage	27000 VDC
-------------------	-----------

Body Features

Positive Stop Ferrule	Without
-----------------------	---------

Contact Features

Contact Type	Socket
--------------	--------

Mechanical Attachment

Mating Alignment Type	Keyed
Mating Alignment	With
Panel Mount Feature Type	Flange
Connector Mounting Type	Panel Mount



Usage Conditions

Operating Temperature Range	-55 – 125 °C[-67 – 257 °F]
-----------------------------	----------------------------

Operation/Application

Shielded	No
----------	----

Packaging Features

Packaging Quantity	1
Packaging Method	Package

Product Compliance

[For compliance documentation, visit the product page on TE.com>](#)

EU RoHS Directive 2011/65/EU	Compliant with Exemptions
EU ELV Directive 2000/53/EC	Compliant with Exemptions
China RoHS 2 Directive MIIT Order No 32, 2016	Restricted Materials Above Threshold
EU REACH Regulation (EC) No. 1907/2006	Current ECHA Candidate List: JUNE 2023 (235) Candidate List Declared Against: JUNE 2022 (224) SVHC > Threshold: Pb (3.7% in Contact/Component) Article Safe Usage Statements: Do not eat, drink or smoke when using this product. Wash thoroughly after handling. Recycle if possible and dispose of the article by following all applicable governmental regulations relevant to your geographic location.
Halogen Content	Not Yet Reviewed for halogen content
Solder Process Capability	Not applicable for solder process capability

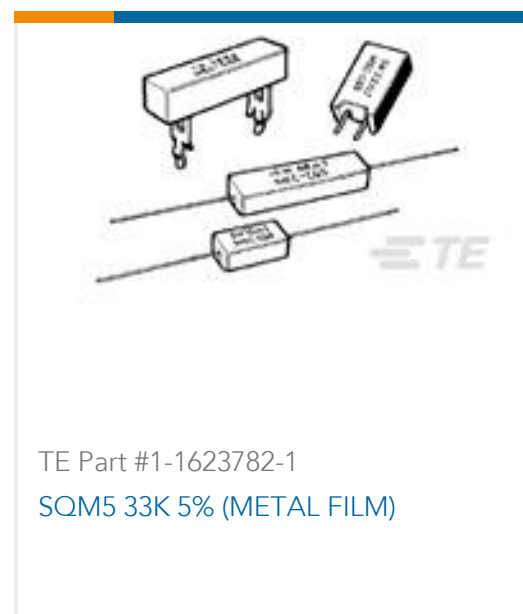
Product Compliance Disclaimer

This information is provided based on reasonable inquiry of our suppliers and represents our current actual knowledge based on the information they provided. This information is subject to change. The part numbers that TE has identified as EU RoHS compliant have a maximum concentration of 0.1% by weight in homogenous materials for lead, hexavalent chromium, mercury, PBB, PBDE, DBP, BBP, DEHP, DIBP, and 0.01% for cadmium, or qualify for an exemption to these limits as defined in the Annexes of Directive 2011/65/EU (RoHS2). Finished electrical and electronic equipment products will be CE marked as required by Directive 2011/65/EU. Components may not be CE marked. Additionally, the part numbers that TE has identified as EU ELV compliant have a maximum concentration of 0.1% by weight in homogenous materials for lead, hexavalent chromium, and mercury, and 0.01% for cadmium, or qualify for an exemption to these limits as defined in the Annexes of Directive 2000/53/EC (ELV). Regarding the REACH Regulation, the information TE provides on SVHC in articles for this part number is based on the latest European Chemicals Agency (ECHA) 'Guidance on requirements for substances in articles' posted at this URL: <https://echa.europa.eu/guidance-documents/guidance-on-reach>

Customers Also Bought



TE Part #5788798-1
15 HTMSFL ASSY RA 318 (IN,BL)



TE Part #1-1623782-1
SQM5 33K 5% (METAL FILM)



TE Part #5788796-1
09 HTMSFL ASSY RA 318 (IN,BL)



TE Part #3-641537-3
03P MTA100 CONN ASSY LF



TE Part #3-643817-9
09P MTA156 CONN ASSY 18AWG LF



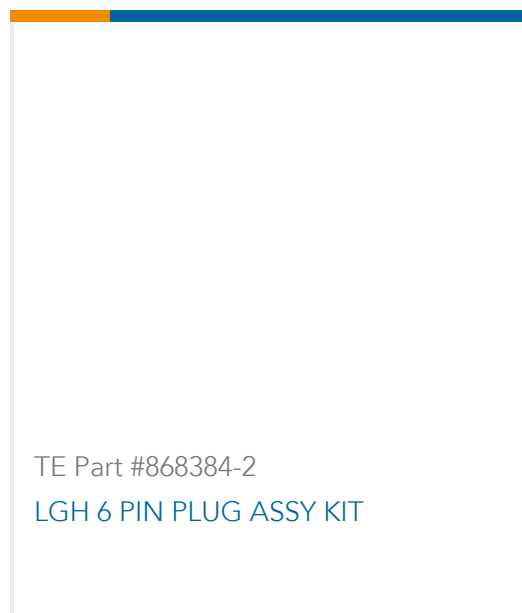
TE Part #530153-2
TDM SPRING SHUNT ASSY 2 POS



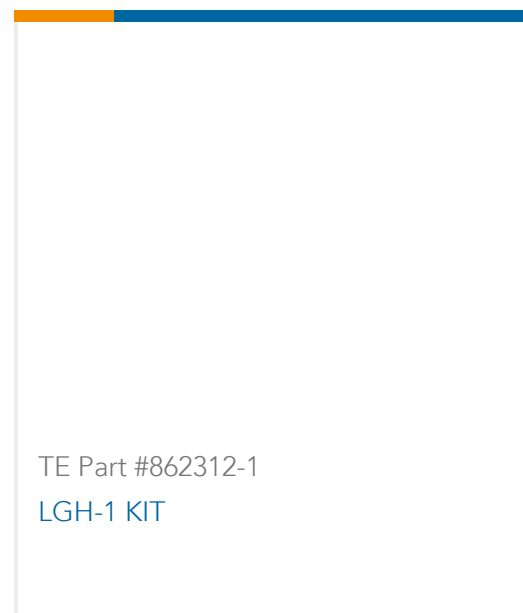
TE Part #4-1611003-2
3100-20Q18999CL=40A 2P 24V PRO



TE Part #321868
TERMINAL SOLIS RING 1/0 3/8



TE Part #868384-2
LGH 6 PIN PLUG ASSY KIT



TE Part #862312-1
LGH-1 KIT

Documents

Product Drawings

[LGH RECEPT., FLANGED, H.V.](#)

English

CAD Files

[3D PDF](#)

3D

Customer View Model

[ENG_CVM_CVM_859527-1_R.2d_dxf.zip](#)

English

Customer View Model

[ENG_CVM_CVM_859527-1_R.3d_igs.zip](#)

English

Customer View Model

[ENG_CVM_CVM_859527-1_R.3d_stp.zip](#)

English

By downloading the CAD file I accept and agree to the [Terms and Conditions](#) of use.

Datasheets & Catalog Pages



[Products for Aerospace and Defense](#)

English

[Instruction Sheets](#)

[Instruction Sheet \(U.S.\)](#)

English