




Connectors > PCB Connectors > PCB Headers & Receptacles



PCB Connector Assembly Type: **PCB Mount Header**

PCB Mount Orientation: **Vertical**

Connector System: **Board-to-Board**

Number of Positions: **4**

Number of Rows: **1**

## Features

### Product Type Features

|                                   |                       |
|-----------------------------------|-----------------------|
| PCB Connector Assembly Type       | PCB Mount Header      |
| Connector System                  | Board-to-Board        |
| Header Type                       | Breakaway             |
| Sealable                          | No                    |
| Connector & Contact Terminates To | Printed Circuit Board |

### Configuration Features

|                                  |              |
|----------------------------------|--------------|
| Connector Contact Load Condition | Fully Loaded |
| PCB Mount Orientation            | Vertical     |
| Number of Positions              | 4            |
| Number of Rows                   | 1            |
| Board-to-Board Configuration     | Parallel     |

### Electrical Characteristics

|                                       |          |
|---------------------------------------|----------|
| Insulation Resistance                 | 5000 MΩ  |
| Dielectric Withstanding Voltage (Max) | 750 Vrms |

### Body Features

|                       |       |
|-----------------------|-------|
| Primary Product Color | Green |
|-----------------------|-------|

### Contact Features

|                              |                 |
|------------------------------|-----------------|
| Mating Square Post Dimension | .63 mm[.025 in] |
|------------------------------|-----------------|



|   |  |
|---|--|
| PCB Contact Termination Area Plating Material Thickness | 3 $\mu$ m                                |
| Contact Shape & Form                                    | Square                                   |
| Contact Underplating Material                           | Nickel                                   |
| PCB Contact Termination Area Plating Material           | Tin                                      |
| Contact Base Material                                   | Phosphor Bronze                          |
| Contact Mating Area Plating Material                    | Gold or Gold Flash over Palladium Nickel |
| Contact Mating Area Plating Material Thickness          | .8 $\mu$ m[31.5 $\mu$ in]                |
| Contact Type  | Pin                                      |
| Contact Current Rating (Max)                            | 5 A                                      |

### Termination Features

|   |                       |
|---|-----------------------|
| Square Termination Post & Tail Dimension    | .63 mm[.025 in]       |
| Termination Post & Tail Length              | 2.5 mm[.099 in]       |
| Termination Method to Printed Circuit Board | Through Hole - Solder |

### Mechanical Attachment

|                         |             |
|-------------------------|-------------|
| Mating Alignment        | Without     |
| PCB Mount Retention     | Without     |
| PCB Mount Alignment     | Without     |
| Connector Mounting Type | Board Mount |

### Housing Features

|                    |                |
|--------------------|----------------|
| Centerline (Pitch) | 2.54 mm[.1 in] |
| Housing Material   | PBT            |

### Dimensions

|                             |                 |
|-----------------------------|-----------------|
| PCB Thickness (Recommended) | 1.4 mm[.055 in] |
|-----------------------------|-----------------|

### Usage Conditions

|                             |                            |
|-----------------------------|----------------------------|
| Housing Temperature Rating  | Standard                   |
| Operating Temperature Range | -65 – 105 °C[-85 – 221 °F] |

### Operation/Application

|                     |        |
|---------------------|--------|
| Circuit Application | Signal |
|---------------------|--------|

### Industry Standards

|                        |          |
|------------------------|----------|
| UL Flammability Rating | UL 94V-0 |
|------------------------|----------|

### Packaging Features

|                    |      |
|--------------------|------|
| Packaging Quantity | 1500 |
|--------------------|------|



Packaging Type

Box

### Product Compliance

[For compliance documentation, visit the product page on TE.com>](#)

|   |   |
|---|---|
| EU RoHS Directive 2011/65/EU                  | Compliant   |
| EU ELV Directive 2000/53/EC                   | Compliant   |
| China RoHS 2 Directive MIIT Order No 32, 2016 | No Restricted Materials Above Threshold   |
| EU REACH Regulation (EC) No. 1907/2006        | Current ECHA Candidate List: JUNE 2023 (235)<br>Candidate List Declared Against: JUNE 2023 (235)<br>Does not contain REACH SVHC |
| Halogen Content                               | Not Low Halogen - contains Br or Cl > 900 ppm.  |
| Solder Process Capability                     | Wave solder capable to 265°C  |

#### Product Compliance Disclaimer

This information is provided based on reasonable inquiry of our suppliers and represents our current actual knowledge based on the information they provided. This information is subject to change. The part numbers that TE has identified as EU RoHS compliant have a maximum concentration of 0.1% by weight in homogenous materials for lead, hexavalent chromium, mercury, PBB, PBDE, DBP, BBP, DEHP, DIBP, and 0.01% for cadmium, or qualify for an exemption to these limits as defined in the Annexes of Directive 2011/65/EU (RoHS2). Finished electrical and electronic equipment products will be CE marked as required by Directive 2011/65/EU. Components may not be CE marked. Additionally, the part numbers that TE has identified as EU ELV compliant have a maximum concentration of 0.1% by weight in homogenous materials for lead, hexavalent chromium, and mercury, and 0.01% for cadmium, or qualify for an exemption to these limits as defined in the Annexes of Directive 2000/53/EC (ELV). Regarding the REACH Regulation, the information TE provides on SVHC in articles for this part number is based on the latest European Chemicals Agency (ECHA) 'Guidance on requirements for substances in articles' posted at this URL: <https://echa.europa.eu/guidance-documents/guidance-on-reach>

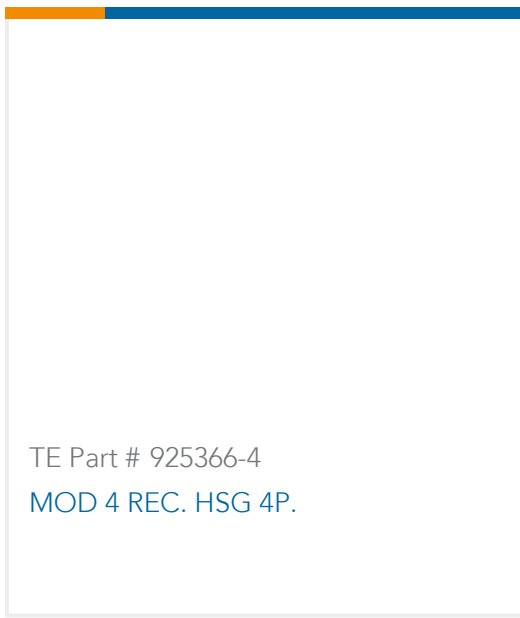
### Compatible Parts

TE Part # 215297-4  
4P HV100 REC CON. TE, 7.0MM

TE Part # 1241152-4  
4P HV100 REC. CON, SMD, GOLD, BLISTER

TE Part # 216602-4  
4P HV190 FEDERLEIS

TE Part # 215299-4  
4P HV100 REC CON. TE, 8.5MM




TE Part # 925366-4  
MOD 4 REC. HSG 4P.



TE Part # 829265-4  
4P HV100 REC.CON. B/TE,6.2,NO  
KINK

## Also in the Series | AMPMODU Headers




Connector Caps & Covers(1)



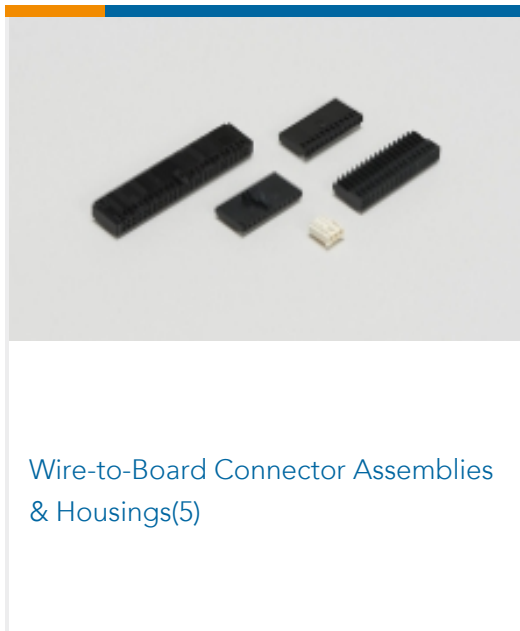
PCB Connector Mounting(1)




PCB Headers & Receptacles(4871)



PCB Latches, Locks & Retainers(1)



Wire-to-Board Connector Assemblies  
& Housings(5)

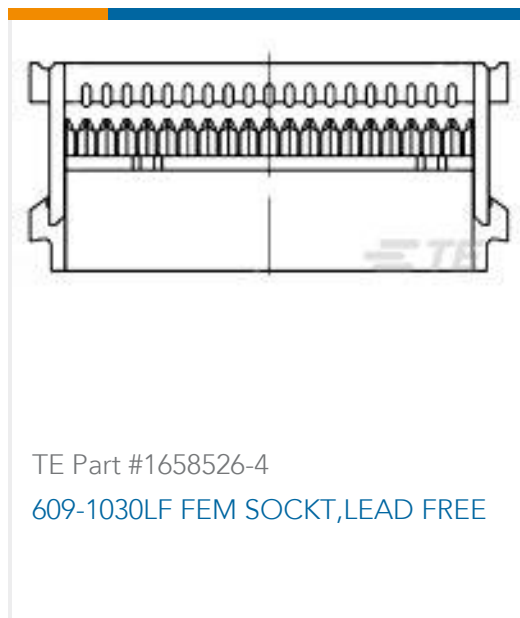


Wire-to-Board Connector Contacts(65)

## Customers Also Bought



TE Part #1410964-1  
MULTIGIG RT T2 .8" BP FULL CNT



TE Part #1658526-4  
609-1030LF FEM SOCKET,LEAD FREE



TE Part #826647-3  
3P AMPMODU II STIFT LEI



TE Part #9-1879335-4  
CPF 0603 200R 1% 50PPM 1K RL



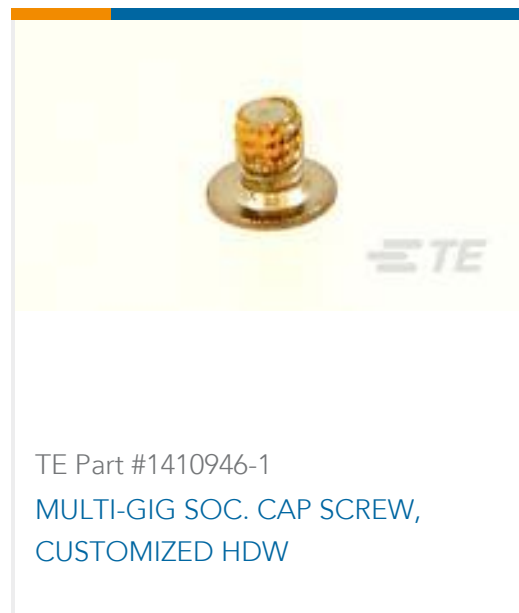
TE Part #1-2176340-3  
CRGCQ 0603 100R 5%



TE Part #2-2176340-6  
CRGCQ 0603 15K 5%



TE Part #1-2176340-6  
CRGCQ 0603 330R 5%



TE Part #1410946-1  
MULTI-GIG SOC. CAP SCREW,  
CUSTOMIZED HDW



## Documents

### CAD Files

#### 3D PDF

3D

#### Customer View Model

[ENG\\_CVM\\_CVM\\_826647-4\\_P.2d\\_dxf.zip](#)

English

#### Customer View Model

[ENG\\_CVM\\_CVM\\_826647-4\\_P.3d\\_igs.zip](#)

English

#### Customer View Model

[ENG\\_CVM\\_CVM\\_826647-4\\_P.3d\\_stp.zip](#)

English

By downloading the CAD file I accept and agree to the [Terms and Conditions](#) of use.

### Product Environmental Compliance

#### Product Compliance

English

#### Product Compliance

English

### Agency Approvals

#### UL Report

English