



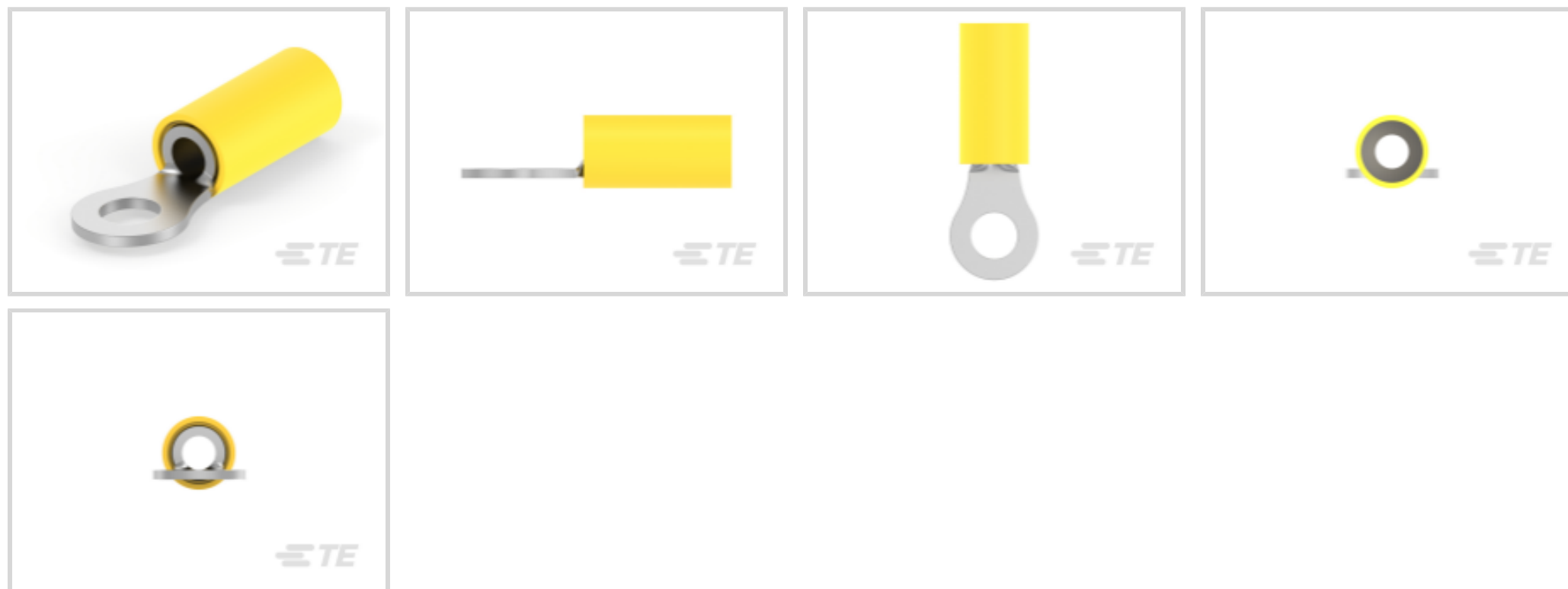
PIDG

TE Internal #: 8-36161-2

Closed Ring Tongue Terminal, 12 – 10 AWG, #10 Stud Size, 5 mm [.197 in] Stud Diameter, Closed Barrel, Straight, Tin, Partially Insulated, PIDG

[View on TE.com >](#)

Terminals & Splices > Ring Terminals > PIDG Ring Tongue Terminals



Ring Terminal Product Type: **Closed Ring Tongue Terminal**

Wire Size: **5180 – 13100 CMA**

Stud Size: **#10**

[All PIDG Ring Tongue Terminals \(418\)](#)

Features

Product Type Features

Ring Terminal Product Type	Closed Ring Tongue Terminal
Stud Size	#10
Sealable	No
Wire Insulation Support Retention Type	Insulation Restriction

Configuration Features

Number of Holes	1
-----------------	---

Electrical Characteristics

Voltage Rating	300 V
----------------	-------

Body Features

Product Weight	2.426 g
----------------	---------

Contact Features

Barrel Type	Closed
Terminal Orientation	Straight



Terminal Plating Material	Tin
---------------------------	-----

Mechanical Attachment

Wire Insulation Support	With
-------------------------	------

Dimensions

Wire Size	5180 – 13100 CMA
-----------	------------------

Stud Diameter	5 mm [.197 in]
---------------	----------------

Tongue Thickness	.99 mm [.039 in]
------------------	------------------

Product Length	27.51 mm [1.083 in]
----------------	---------------------

Compatible Insulation Diameter (Max)	5.84 mm [.23 in]
--------------------------------------	------------------

Compatible Insulation Diameter Range	3.81 – 5.84 mm [.15 – .23 in]
--------------------------------------	-------------------------------

Usage Conditions

Insulation Option	Partially Insulated
-------------------	---------------------

Operating Temperature Range	105 °C [221 °F]
-----------------------------	-----------------

Operation/Application

Compatible With Wire Base Material	Copper
------------------------------------	--------

Compatible With Wire Plating Material	Tin
---------------------------------------	-----

Industry Standards

Government Qualified Terminal	No
-------------------------------	----

Packaging Features

Packaging Quantity	50
--------------------	----

Packaging Method	Loose Piece
------------------	-------------

Product Compliance

For compliance documentation, visit the product page on [TE.com](https://www.te.com)>

EU RoHS Directive 2011/65/EU	Compliant
------------------------------	-----------

EU ELV Directive 2000/53/EC	Compliant
-----------------------------	-----------

China RoHS 2 Directive MIIT Order No 32, 2016	No Restricted Materials Above Threshold
---	---

EU REACH Regulation (EC) No. 1907/2006	Current ECHA Candidate List: JUNE 2023 (235) Candidate List Declared Against: JUNE 2023 (235) Does not contain REACH SVHC
--	---

Halogen Content	Low Halogen - Br, Cl, F, I < 900 ppm per homogenous material. Also BFR/CFR/PVC
-----------------	--

Free

Solder Process Capability

Not applicable for solder process capability

Product Compliance Disclaimer

This information is provided based on reasonable inquiry of our suppliers and represents our current actual knowledge based on the information they provided. This information is subject to change. The part numbers that TE has identified as EU RoHS compliant have a maximum concentration of 0.1% by weight in homogenous materials for lead, hexavalent chromium, mercury, PBB, PBDE, DBP, BBP, DEHP, DIBP, and 0.01% for cadmium, or qualify for an exemption to these limits as defined in the Annexes of Directive 2011/65/EU (RoHS2). Finished electrical and electronic equipment products will be CE marked as required by Directive 2011/65/EU. Components may not be CE marked. Additionally, the part numbers that TE has identified as EU ELV compliant have a maximum concentration of 0.1% by weight in homogenous materials for lead, hexavalent chromium, and mercury, and 0.01% for cadmium, or qualify for an exemption to these limits as defined in the Annexes of Directive 2000/53/EC (ELV). Regarding the REACH Regulation, the information TE provides on SVHC in articles for this part number is based on the latest European Chemicals Agency (ECHA) 'Guidance on requirements for substances in articles' posted at this URL: <https://echa.europa.eu/guidance-documents/guidance-on-reach>

Compatible Parts

TE Part # 59824-1
TETRA-CRIMP PIDG PG FASTON 22-10 ASSY

TE Part # 59239-4
HHHT PIDG PG 12-10 ASSY

TE Part # 58423-1
DIE, RBY IS9252

TE Part # 58433-3
PRO CR ASSY, RBY IS9252

TE Part # 1SET191001R0000
CRIMP-HT

TE Part # 1SET191002R0000
TET CRIMP-HT

TE Part # 169404
CERTI-LOK DIE

Also in the Series | PIDG

Compression Connectors(17)

Crimp Terminal Housings(1)

Crimp Wire Pins, Tabs & Ferrules(41)

Hand Crimping Tools(2)



Knife Disconnects(11)




PCB Terminals(7)



Quick Disconnects(49)



Ring Terminals(611)



Spade Terminals(233)



Special Purpose Terminals(1)



Splices(46)

Customers Also Bought



TE Part #205206-8
HDP-20, PLUG, SIZE 2, 15 POSN



TE Part #8-36154-1
PIDG R 22-16 COMM 22-18 MIL 10



TE Part #34080
PIDG SPD 22-16 COMM 22-18MIL 6



TE Part #1658544-1
PIN CONT DUPL PLT LP HD-20 AMP



TE Part #1-1478763-5
METAL BACKSHELL 15 WAY 45 DE



TE Part #2-2198617-5
Ni Plated Plastic Backshell, 25 Way, Str



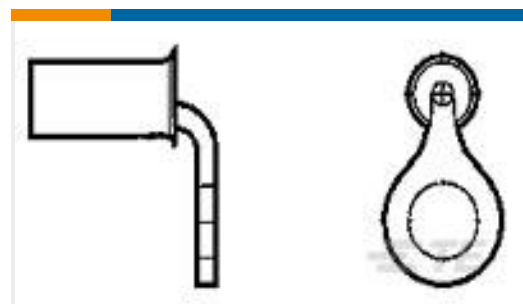
TE Part #2198617-9
Ni Plated Plastic Backshell, 9 Way, Str



TE Part #5-747905-7
9 Rcpt Solder Cup, G/F w/ CN,



TE Part #1757819-3
AMPLIMITE, ASY, PLUG, STD, 109, ZN, 3



TE Part #55654-1
TERMINAL R 90 DEG PG 8 10

Documents



Product Drawings

TERMINAL,PIDG R 12-10 10

English

CAD Files

3D PDF

3D

Customer View Model

[ENG_CVM_CVM_8-36161-2_AK.2d_dxf.zip](#)

English

Customer View Model

[ENG_CVM_CVM_8-36161-2_AK.3d_igs.zip](#)

English

Customer View Model

[ENG_CVM_CVM_8-36161-2_AK.3d_stp.zip](#)

English

By downloading the CAD file I accept and agree to the [Terms and Conditions](#) of use.

Product Specifications

Application Specification

English

Product Environmental Compliance

TE Material Declaration

English

Agency Approvals

UL Report

English