



SOLISTRAND

TE Internal #: 8-35187-3

Splices, Parallel Splice, 2 AWG Wire Size, 34 – 35 mm² Wire Size, Serrated, .37 in [9.39 mm] Barrel Inside Diameter, 52600 – 83700 CMA Wire Size

[View on TE.com >](#)

Terminals & Splices > Splices



Wire Size: 34 – 35 mm²

Sealable: No

Splice Features: Serrated

Barrel Inside Diameter: 9.39 mm [.37 in]

Features

Product Type Features

Splice Accessory Type	Splice
Sealable	No
Splice Type	Parallel Splice
Compatible With Discrete Wire Type	Solid, Stranded
Wire Insulation Support Retention Type	Non-Insulation Support

Configuration Features

Compatible With Wire & Cable Type	Discrete Wire
-----------------------------------	---------------

Body Features

Product Weight	11.416 g
Splice Features	Serrated

Contact Features

Contact Base Material	Copper
Barrel Type	Closed

Mechanical Attachment



Wire Insulation Support	Without
-------------------------	---------

Dimensions

Outside Diameter	13.7 mm[.539 in]
Wire Size	52600 – 83700 CMA
Barrel Inside Diameter	9.39 mm[.37 in]
Terminal Material Thickness	1.85 mm[.073 in]
Product Length	16.26 mm[.64 in]

Usage Conditions

Insulation Option	Uninsulated
Operating Temperature Range	170 °C[338 °F]

Operation/Application

Compatible With Wire Base Material	Copper
------------------------------------	--------

Industry Standards

Government Qualified Splice	No
-----------------------------	----

Packaging Features

Packaging Quantity	20
Packaging Method	Loose Piece

Product Compliance

[For compliance documentation, visit the product page on TE.com>](#)

EU RoHS Directive 2011/65/EU	Compliant
EU ELV Directive 2000/53/EC	Compliant
China RoHS 2 Directive MIIT Order No 32, 2016	No Restricted Materials Above Threshold
EU REACH Regulation (EC) No. 1907/2006	Current ECHA Candidate List: JUNE 2023 (235) Candidate List Declared Against: JUNE 2023 (235) Does not contain REACH SVHC
Halogen Content	Low Halogen - Br, Cl, F, I < 900 ppm per homogenous material. Also BFR/CFR/PVC Free
Solder Process Capability	Not applicable for solder process capability

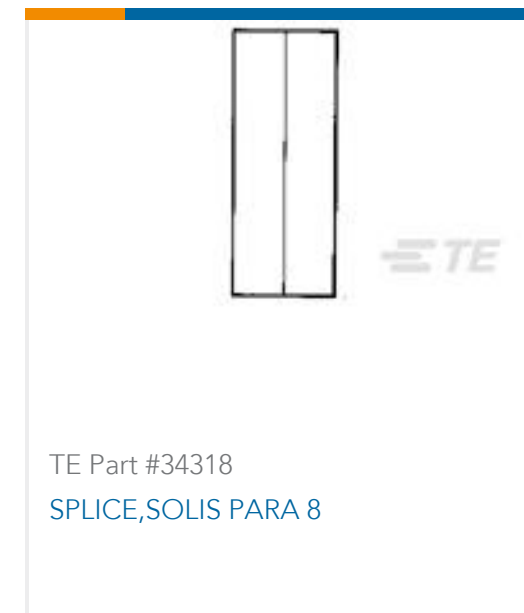
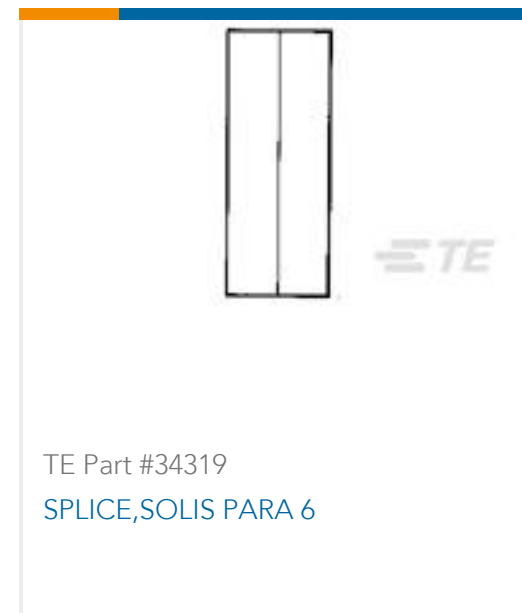
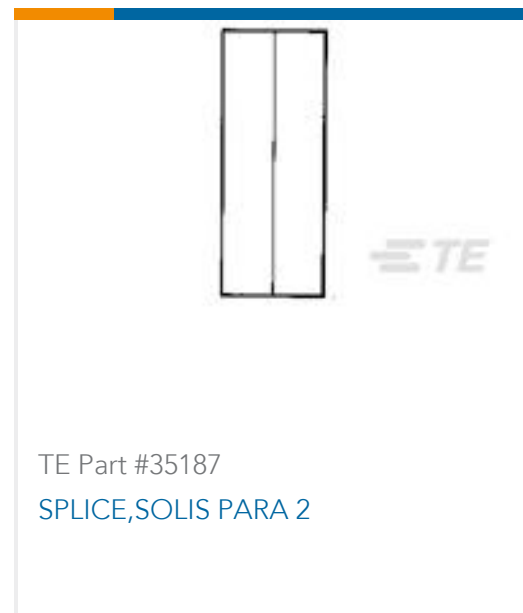
Product Compliance Disclaimer

This information is provided based on reasonable inquiry of our suppliers and represents our current actual knowledge based on the information they provided. This information is subject to change. The part numbers that TE has identified as EU RoHS compliant have a maximum concentration of 0.1% by weight in homogenous materials for lead, hexavalent chromium, mercury, PBB, PBDE, DBP, BBP, DEHP, DIBP, and 0.01% for cadmium, or qualify for an exemption to these limits as defined in the Annexes of Directive 2011/65/EU (RoHS2). Finished electrical and electronic equipment products will be CE marked as required by Directive 2011/65/EU. Components may not be CE marked. Additionally, the part numbers that TE has identified as EU ELV compliant have a maximum concentration of 0.1% by weight in homogenous materials for lead, hexavalent chromium, and mercury, and 0.01% for cadmium, or qualify for an exemption to these limits as defined in the Annexes of Directive 2000/53/EC (ELV). Regarding the REACH Regulation, the information TE provides on SVHC in articles for this part number is based on the latest European Chemicals Agency (ECHA) 'Guidance on requirements for substances in articles' posted at this URL: <https://echa.europa.eu/guidance-documents/guidance-on-reach>

Compatible Parts



Customers Also Bought





Documents

Product Drawings

[SPLICE,SOLIS PARA 2](#)

English

CAD Files

[3D PDF](#)

3D

Customer View Model

[ENG_CVM_CVM_8-35187-3_V.2d_dxf.zip](#)

English

Customer View Model

[ENG_CVM_CVM_8-35187-3_V.3d_igs.zip](#)

English

Customer View Model

[ENG_CVM_CVM_8-35187-3_V.3d_stp.zip](#)

English

By downloading the CAD file I accept and agree to the [Terms and Conditions](#) of use.

Agency Approvals

[UL Report](#)

English