



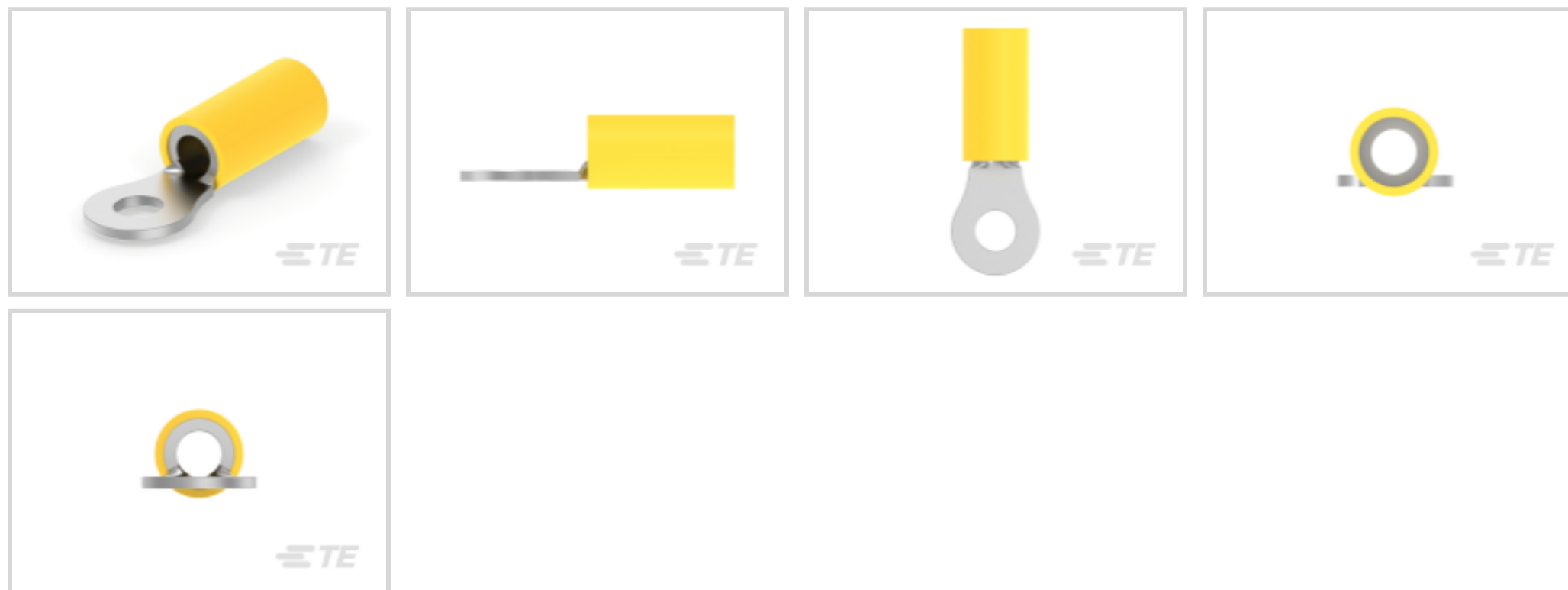
PLASTI-GRIP

TE Internal #: 8-34853-1

Closed Ring Tongue Terminal, 12 – 10 AWG, M4 / #8 Stud Size, 4.34 mm [.171 in] Stud Diameter, Closed Barrel, Straight, Tin, PLASTI-GRIP

[View on TE.com >](#)

Terminals & Splices > Ring Terminals



Ring Terminal Product Type: Closed Ring Tongue Terminal

Wire Size: 5180 – 13100 CMA

Stud Size: #8, M4

Features

Product Type Features

Ring Terminal Product Type	Closed Ring Tongue Terminal
Stud Size	#8, M4
Sealable	No
Wire Insulation Support Retention Type	Insulation Support

Configuration Features

Number of Holes	1
-----------------	---

Electrical Characteristics

Voltage Rating	600 V
----------------	-------

Body Features

Product Weight	2.078 g
----------------	---------

Contact Features

Barrel Type	Closed
Terminal Orientation	Straight
Terminal Plating Material	Tin

Mechanical Attachment



Wire Insulation Support	With
-------------------------	------

Dimensions

Wire Size	5180 – 13100 CMA
Stud Diameter	4.34 mm [.171 in]
Tongue Thickness	1 mm [.042 in]
Product Length	27.89 mm [1.1 in]
Compatible Insulation Diameter (Max)	6.35 mm [.25 in]
Compatible Insulation Diameter Range	3.81 – 6.35 mm [.15 – .25 in]

Usage Conditions

Insulation Option	Partially Insulated
Operating Temperature Range	105 °C [221 °F]

Operation/Application

Compatible With Wire Base Material	Copper
Compatible With Wire Plating Material	Tin

Industry Standards

Government Qualified Terminal	No
-------------------------------	----

Packaging Features

Packaging Quantity	100
Packaging Method	Loose Piece

Product Compliance

[For compliance documentation, visit the product page on TE.com>](#)

EU RoHS Directive 2011/65/EU	Compliant
EU ELV Directive 2000/53/EC	Compliant
China RoHS 2 Directive MIIT Order No 32, 2016	No Restricted Materials Above Threshold
EU REACH Regulation (EC) No. 1907/2006	Current ECHA Candidate List: JUNE 2023 (235) Candidate List Declared Against: JUNE 2023 (235) Does not contain REACH SVHC
Halogen Content	Not Low Halogen - contains Br or Cl > 900 ppm.
Solder Process Capability	Not applicable for solder process capability

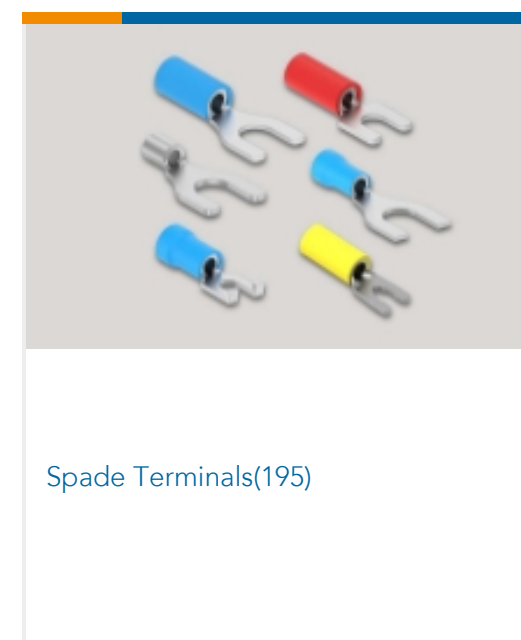
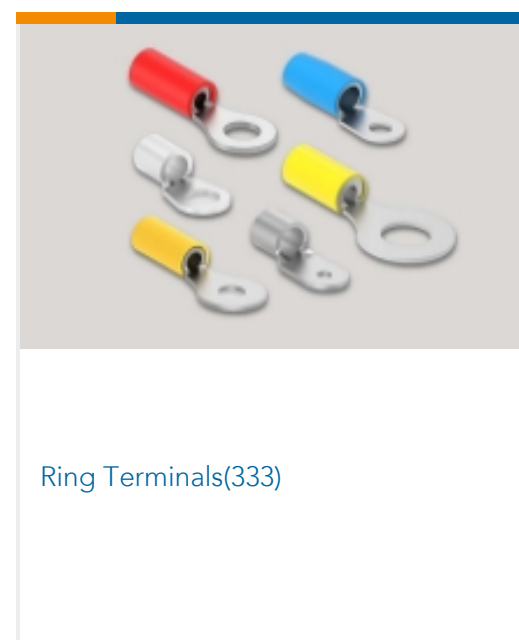
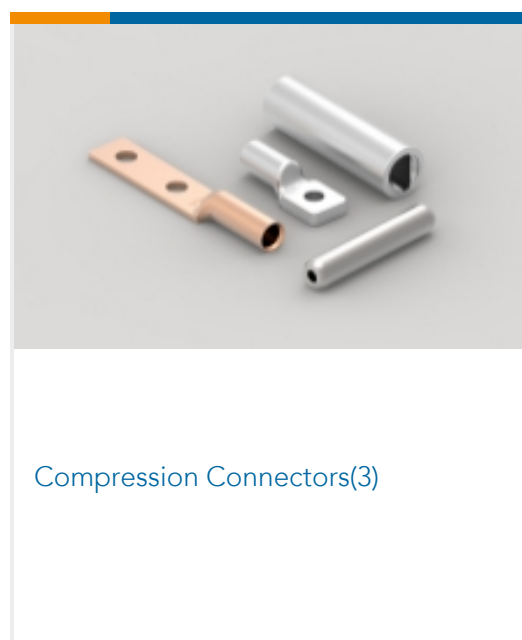
Product Compliance Disclaimer

This information is provided based on reasonable inquiry of our suppliers and represents our current actual knowledge based on the information they provided. This information is subject to change. The part numbers that TE has identified as EU RoHS compliant have a maximum concentration of 0.1% by weight in homogenous materials for lead, hexavalent chromium, mercury, PBB, PBDE, DBP, BBP, DEHP, DIBP, and 0.01% for cadmium, or qualify for an exemption to these limits as defined in the Annexes of Directive 2011/65/EU (RoHS2). Finished electrical and electronic equipment products will be CE marked as required by Directive 2011/65/EU. Components may not be CE marked. Additionally, the part numbers that TE has identified as EU ELV compliant have a maximum concentration of 0.1% by weight in homogenous materials for lead, hexavalent chromium, and mercury, and 0.01% for cadmium, or qualify for an exemption to these limits as defined in the Annexes of Directive 2000/53/EC (ELV). Regarding the REACH Regulation, the information TE provides on SVHC in articles for this part number is based on the latest European Chemicals Agency (ECHA) 'Guidance on requirements for substances in articles' posted at this URL: <https://echa.europa.eu/guidance-documents/guidance-on-reach>

Compatible Parts



Also in the Series | PLASTI-GRIP





Splices(50)

Customers Also Bought

TE Part #1393258-2
V23047-A1005-A501TE Part #6609116-4
10EHG1-2=F8225TE Part #5-1879214-5
CPF 0402 1K27 0.1% 25PPM 1K RLTE Part #1546306-3
3P .374" DR BARRIER STRIPTE Part #3-1879215-0
CPF 0402 8K25 0.1% 25PPM 1K RLTE Part #50462-6
SOCKET,MIN-SPR AU SER-2TE Part #HPP815A533
HTG3513CH GAS MEASURE SENSORTE Part #206501-1
RECEPT ASSY,26 POSN,AMPLIMITE

Documents

Product Drawings

[TERMINAL,PG R 12-10 8](#)

English

CAD Files

[3D PDF](#)

English

Customer View Model

[ENG_CVM_8-34853-1_L1.2d_dxf.zip](#)

English

Customer View Model

[ENG_CVM_8-34853-1_L1.3d_igs.zip](#)

English

Customer View Model

[ENG_CVM_8-34853-1_L1.3d_stp.zip](#)

English

[3D PDF](#)



3D

Customer View Model

[ENG_CVM_CVM_8-34853-1_W.2d_dxf.zip](#)

English

Customer View Model

[ENG_CVM_CVM_8-34853-1_W.3d_igs.zip](#)

English

Customer View Model

[ENG_CVM_CVM_8-34853-1_W.3d_stp.zip](#)

English

By downloading the CAD file I accept and agree to the [Terms and Conditions](#) of use.

Product Specifications

[Application Specification](#)

English

Product Environmental Compliance

[Product Compliance](#)

English

[Product Compliance](#)

English