

8-321026-1 ✓ ACTIVE

## PLASTI-GRIP

TE Internal #: 8-321026-1

Splices, Butt Splice, 26 – 22 AWG Wire Size, .12 – .4 mm<sup>2</sup> Wire Size, Serrated, 202 – 810 CMA Wire Size, Copper, Yellow, PLASTI-GRIP

[View on TE.com >](#)



Terminals & Splices > Splices



Wire Size: .12 – .4 mm<sup>2</sup>

Sealable: **No**

Splice Features: **Serrated**

Compatible Insulation Diameter Range: 2.03 mm [ .08 in ]

### Features

#### Product Type Features

|  |                    |
|--|--------------------|
| Splice Accessory Type                  | Splice             |
| Sealable                               | No                 |
| Splice Type                            | Butt Splice        |
| Compatible With Discrete Wire Type     | Solid, Stranded    |
| Wire Insulation Support Retention Type | Insulation Support |

#### Configuration Features

|                                   |               |
|-----------------------------------|---------------|
| Compatible With Wire & Cable Type | Discrete Wire |
|-----------------------------------|---------------|

#### Body Features

|                       |          |
|-----------------------|----------|
| Product Weight        | .257 g   |
| Insulation Material   | Vinyl    |
| Splice Features       | Serrated |
| Primary Product Color | Yellow   |

#### Contact Features

|                           |        |
|---------------------------|--------|
| Terminal Plating Material | Tin    |
| Contact Base Material     | Copper |



|             |        |
|-------------|--------|
| Barrel Type | Closed |
|-------------|--------|

### Mechanical Attachment

|                         |      |
|-------------------------|------|
| Wire Insulation Support | With |
|-------------------------|------|

### Dimensions

|           |               |
|-----------|---------------|
| Wire Size | 202 – 810 CMA |
|-----------|---------------|

|                                      |                 |
|--------------------------------------|-----------------|
| Compatible Insulation Diameter Range | 2.03 mm[.08 in] |
|--------------------------------------|-----------------|

|                |                  |
|----------------|------------------|
| Product Length | 15.75 mm[.62 in] |
|----------------|------------------|

### Usage Conditions

|                   |                 |
|-------------------|-----------------|
| Insulation Option | Fully Insulated |
|-------------------|-----------------|

|                             |                |
|-----------------------------|----------------|
| Operating Temperature Range | 105 °C[221 °F] |
|-----------------------------|----------------|

### Operation/Application

|                                    |        |
|------------------------------------|--------|
| Compatible With Wire Base Material | Copper |
|------------------------------------|--------|

### Industry Standards

|                             |    |
|-----------------------------|----|
| Government Qualified Splice | No |
|-----------------------------|----|

### Packaging Features

|                    |     |
|--------------------|-----|
| Packaging Quantity | 100 |
|--------------------|-----|

|                  |             |
|------------------|-------------|
| Packaging Method | Loose Piece |
|------------------|-------------|

### Other

|                             |  |
|-----------------------------|--|
| Terminals & Splices Comment | 26-22 splices are 26-24 range in accordance with MIL-T-7928. |
|-----------------------------|--|

### Product Compliance

[For compliance documentation, visit the product page on TE.com>](#)

|                              |           |
|------------------------------|-----------|
| EU RoHS Directive 2011/65/EU | Compliant |
|------------------------------|-----------|

|                             |           |
|-----------------------------|-----------|
| EU ELV Directive 2000/53/EC | Compliant |
|-----------------------------|-----------|

|   |   |
|---|---|
| China RoHS 2 Directive MIIT Order No 32, 2016 | No Restricted Materials Above Threshold |
|---|---|

|  |  |
|--|--|
| EU REACH Regulation (EC) No. 1907/2006 | Current ECHA Candidate List: JUNE 2023 (235)<br>Candidate List Declared Against: JUL 2021 (219)<br>Does not contain REACH SVHC |
|--|--|

|                 |  |
|-----------------|--|
| Halogen Content | Not Low Halogen - contains Br or Cl > 900 ppm. |
|-----------------|--|

|                           |  |
|---------------------------|--|
| Solder Process Capability | Not applicable for solder process capability |
|---------------------------|--|

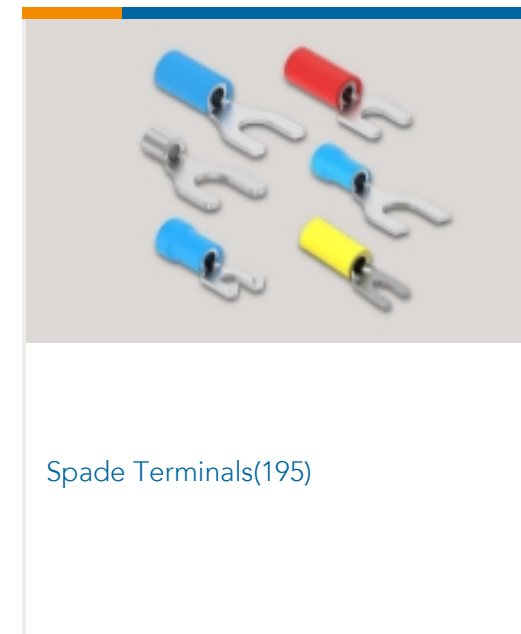
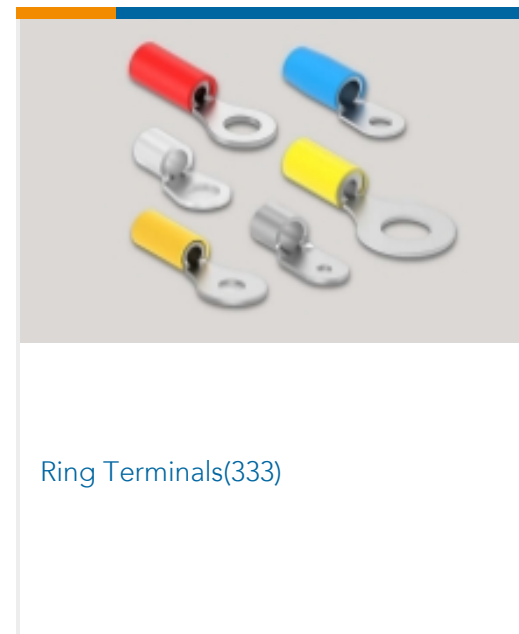

Product Compliance Disclaimer

This information is provided based on reasonable inquiry of our suppliers and represents our current actual knowledge based on the information they provided. This information is subject to change. The part numbers that TE has identified as EU RoHS compliant have a maximum concentration of 0.1% by weight in homogenous materials for lead, hexavalent chromium, mercury, PBB, PBDE, DBP, BBP, DEHP, DIBP, and 0.01% for cadmium, or qualify for an exemption to these limits as defined in the Annexes of Directive 2011/65/EU (RoHS2). Finished electrical and electronic equipment products will be CE marked as required by Directive 2011/65/EU. Components may not be CE marked. Additionally, the part numbers that TE has identified as EU ELV compliant have a maximum concentration of 0.1% by weight in homogenous materials for lead, hexavalent chromium, and mercury, and 0.01% for cadmium, or qualify for an exemption to these limits as defined in the Annexes of Directive 2000/53/EC (ELV). Regarding the REACH Regulation, the information TE provides on SVHC in articles for this part number is based on the latest European Chemicals Agency (ECHA) 'Guidance on requirements for substances in articles' posted at this URL: <https://echa.europa.eu/guidance-documents/guidance-on-reach>

### Compatible Parts



### Also in the Series | PLASTI-GRIP



### Customers Also Bought



## Documents

### Product Drawings

[SPLICE,PG BUTT 26-22](#)

English

### CAD Files

[3D PDF](#)

3D

Customer View Model

[ENG\\_CVM\\_CVM\\_8-321026-1\\_G.2d\\_dxf.zip](#)

English

Customer View Model

[ENG\\_CVM\\_CVM\\_8-321026-1\\_G.3d\\_igs.zip](#)

English

Customer View Model

[ENG\\_CVM\\_CVM\\_8-321026-1\\_G.3d\\_stp.zip](#)

English

By downloading the CAD file I accept and agree to the [Terms and Conditions](#) of use.

### Product Specifications



### Application Specification

English

---

### Product Environmental Compliance

#### TE Material Declaration

English