

## VAL-U-LOK

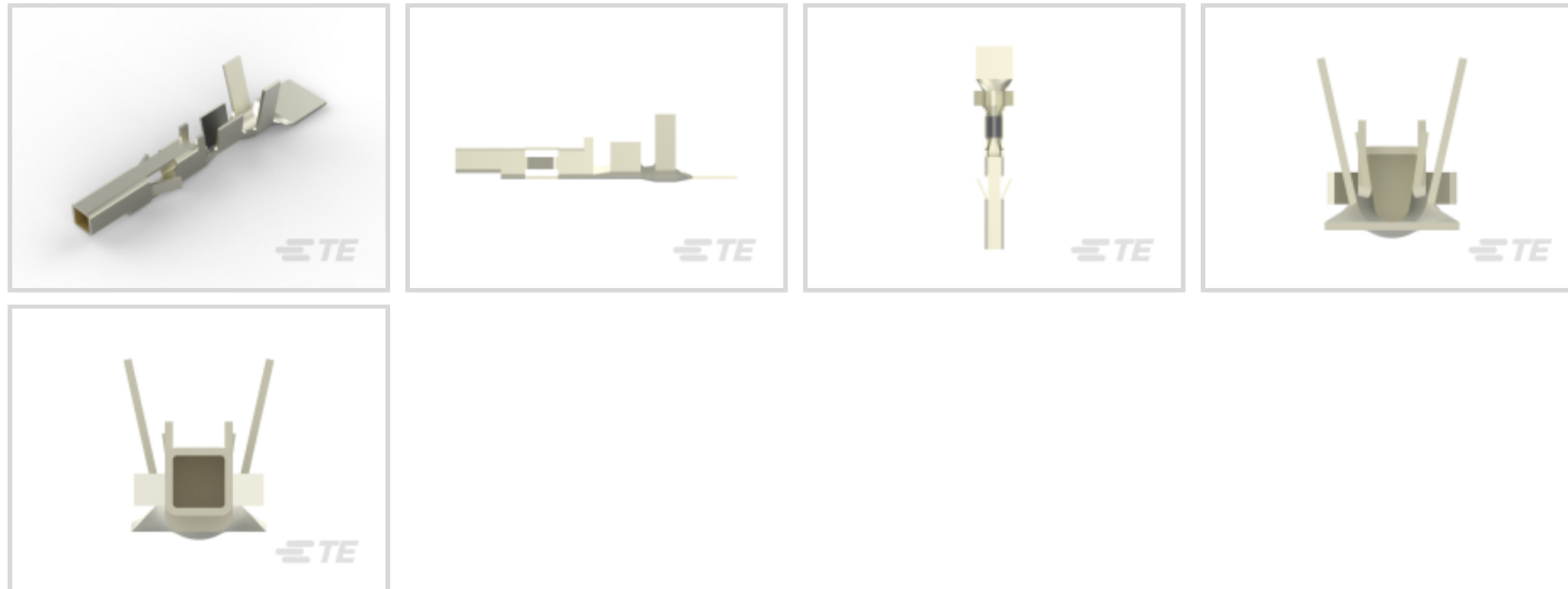
TE Internal #: 794956-4

Power Contacts, Contact, 600 VAC, Gold, 22 – 18 AWG Wire Size, .3 – .82 mm<sup>2</sup> Wire Size, Wire & Cable, Crimp, Power, Socket, -40 – 105 °C [-40 – 221 °F]

[View on TE.com >](#)



Connectors > Power Connectors > Power Contacts



Power Contact Type: **Contact**

Operating Voltage: **600 VAC**

Contact Mating Area Plating Material: **Gold**

Wire Size: **.3 – .82 mm<sup>2</sup>**

## Features

### Product Type Features

Power Contact Type	Contact
Connector & Contact Terminates To	Wire & Cable

### Electrical Characteristics

Operating Voltage	600 VAC
-------------------	---------

### Contact Features

Contact Shape & Form	Single Beam
Contact Mating Area Plating Material	Gold
Contact Current Rating (Max)	9 A
Contact Type	Socket
Contact Retention Within Housing	With
Mating Square Post Dimension	1.14 mm[.045 in]
Contact Base Material	Phosphor Bronze
Contact Mating Area Plating Material Thickness	.76 μm[30 μin]
Wire Contact Termination Area Plating Thickness	2.54 μm[100 μin]
Wire Contact Termination Area Plating Material	Pre-Tin



Wire Contact Termination Area Plating Material Finish	Bright
Contact Orientation	Straight
Contact Underplating Material	Nickel
Contact Underplating Material Thickness	1.27 µm[50 µin]

### Termination Features

Termination Method to Wire & Cable	Crimp
------------------------------------	-------

### Mechanical Attachment

Wire Insulation Support	Without
-------------------------	---------

### Dimensions

Wire Size	.3 – .82 mm <sup>2</sup>
Compatible Insulation Diameter Range	1.5 – 3.1 mm[.059 – .122 in]

### Usage Conditions

Operating Temperature Range	-40 – 105 °C[-40 – 221 °F]
-----------------------------	----------------------------

### Operation/Application

Circuit Application	Power
---------------------	-------

### Industry Standards

CSA Rating	208567
UL Rating	Recognized
Agency/Standard	CSA, UL

### Packaging Features

Packaging Quantity	3500
Packaging Method	Reel

### Product Compliance

[For compliance documentation, visit the product page on TE.com>](#)

EU RoHS Directive 2011/65/EU	Compliant
EU ELV Directive 2000/53/EC	Compliant
China RoHS 2 Directive MIIT Order No 32, 2016	No Restricted Materials Above Threshold
EU REACH Regulation (EC) No. 1907/2006	Current ECHA Candidate List: JUNE 2023 (235) Candidate List Declared Against: JUNE 2023 (235) Does not contain REACH SVHC















Halogen Content	Low Halogen - Br, Cl, F, I < 900 ppm per homogenous material. Also BFR/CFR/PVC Free
Solder Process Capability	Not applicable for solder process capability

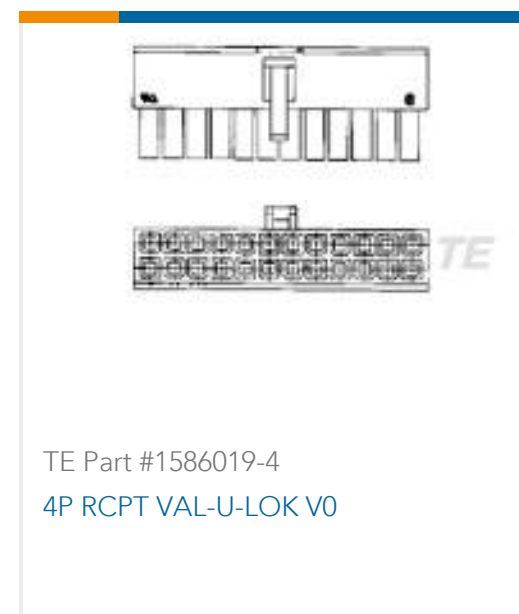
Product Compliance Disclaimer

This information is provided based on reasonable inquiry of our suppliers and represents our current actual knowledge based on the information they provided. This information is subject to change. The part numbers that TE has identified as EU RoHS compliant have a maximum concentration of 0.1% by weight in homogenous materials for lead, hexavalent chromium, mercury, PBB, PBDE, DBP, BBP, DEHP, DIBP, and 0.01% for cadmium, or qualify for an exemption to these limits as defined in the Annexes of Directive 2011/65/EU (RoHS2). Finished electrical and electronic equipment products will be CE marked as required by Directive 2011/65/EU. Components may not be CE marked. Additionally, the part numbers that TE has identified as EU ELV compliant have a maximum concentration of 0.1% by weight in homogenous materials for lead, hexavalent chromium, and mercury, and 0.01% for cadmium, or qualify for an exemption to these limits as defined in the Annexes of Directive 2000/53/EC (ELV). Regarding the REACH Regulation, the information TE provides on SVHC in articles for this part number is based on the latest European Chemicals Agency (ECHA) 'Guidance on requirements for substances in articles' posted at this URL: <https://echa.europa.eu/guidance-documents/guidance-on-reach>

## Compatible Parts

 <p>TE Part # 2305570-1 Strip Terminal Cutter-Side Feed-No Crimp</p>	 <p>TE Part # 2151096-1 OCEAN-2.0-APPLICATOR-S-062F125F</p>	 <p>TE Part # 91388-2 PRO-CRIMPER DIE(ONLY)</p>	 <p>TE Part # 2151096-2 OCEAN-2.0-APPLICATOR-S-062F125FA</p>
 <p>TE Part # 5-2151096-1 OCEAN-2.0-APPLICATOR-S-062F125F</p>	 <p>TE Part # 5-2151096-2 OCEAN-2.0-APPLICATOR-S-062F125FA</p>	 <p>TE Part # 7-2151096-1 OCEAN-2.0-APPLICATOR-S-062F125F</p>	 <p>TE Part # 7-2151096-2 OCEAN-2.0-APPLICATOR-S-062F125FA</p>
 <p><b>KIT</b> TE Part # 7-2151096-7 OCEAN_2.0_SPARE_PART_KIT-062F125F</p>	 <p><b>KIT</b> TE Part # 7-2836879-7 OC-062F125F-752-CRIMP TOOLING KIT</p>	 <p>TE Part # 2-2151096-1 OCEAN-2.0-APPLICATOR-S-062F125F</p>	 <p>TE Part # 2-2151096-2 OCEAN-2.0-APPLICATOR-S-062F125FA</p>

## Customers Also Bought



## Documents

### Product Drawings

[VAL-U-LOK SKT PHBZ AU 22-18AWG](#)

English

### CAD Files

Customer View Model

[ENG\\_CVM\\_CVM\\_794956-4\\_G.2d\\_dxf.zip](#)

English

### 3D PDF

3D

Customer View Model

[ENG\\_CVM\\_CVM\\_794956-4\\_G.3d\\_igs.zip](#)

English

Customer View Model

[ENG\\_CVM\\_CVM\\_794956-4\\_G.3d\\_stp.zip](#)

English

By downloading the CAD file I accept and agree to the [Terms and Conditions](#) of use.

## Datasheets & Catalog Pages



## SOFT\_SHELL\_PIN\_AND\_SOCKET\_CONNECTORS\_CATALOG

English

---

**Product Specifications**

**Application Specification**

English