



Connectors > Power Connectors > Power Contacts

Power Contact Type: **Contact**Operating Voltage: **250 VDC**Contact Mating Area Plating Material: **Gold**Wire Size: **24 – 20 AWG**

Features

Product Type Features

Compatible With Discrete Wire Type	Stranded
Power Contact Type	Contact
Connector & Contact Terminates To	Wire & Cable

Electrical Characteristics

Operating Voltage	250 VDC
-------------------	---------

Contact Features

Contact Mating Area Plating Material	Gold
Contact Current Rating (Max)	5 A
Contact Type	Receptacle
Contact Retention Within Housing	With
Mating Square Post Dimension	.64 mm[.025 in]
Contact Base Material	Phosphor Bronze
Contact Mating Area Plating Material Thickness	.76 μm[30 μin]
Contact Mating Area Plating Material Finish	Bright
Wire Contact Termination Area Plating Thickness	2.54 μm[100 μin]



Wire Contact Termination Area Plating Material	Tin-Lead
Wire Contact Termination Area Plating Material Finish	Bright
Contact Orientation	Straight
Contact Underplating Material	Nickel
Contact Underplating Material Thickness	1.27 µm[50 µin]

Termination Features

Termination Method to Wire & Cable	Crimp
------------------------------------	-------

Mechanical Attachment

Contact Retention Type Within Housing	Locking Lance
Wire Insulation Support	Without

Dimensions

Wire Size	.2 – .5 mm ²
Compatible Insulation Diameter Range	.89 – 1.52 mm[.035 – .06 in]

Usage Conditions

Operating Temperature Range	-40 – 105 °C[-40 – 221 °F]
-----------------------------	----------------------------

Operation/Application

Circuit Application	Power
---------------------	-------

Industry Standards

Agency/Standard	VDE
-----------------	-----

Packaging Features

Packaging Quantity	15000
Packaging Method	Reel

Product Compliance

[For compliance documentation, visit the product page on TE.com>](#)

EU RoHS Directive 2011/65/EU	Compliant
EU ELV Directive 2000/53/EC	Compliant
China RoHS 2 Directive MIIT Order No 32, 2016	No Restricted Materials Above Threshold
EU REACH Regulation (EC) No. 1907/2006	Current ECHA Candidate List: JUNE 2023 (235) Candidate List Declared Against: JUNE 2023 (235) Does not contain REACH SVHC






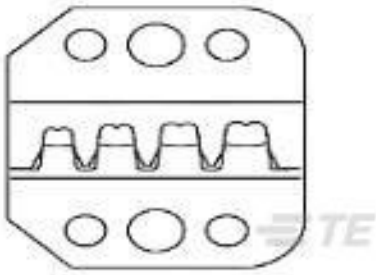








Halogen Content	Low Halogen - Br, Cl, F, I < 900 ppm per homogenous material. Also BFR/CFR/PVC Free
Solder Process Capability	Not applicable for solder process capability

Product Compliance Disclaimer

This information is provided based on reasonable inquiry of our suppliers and represents our current actual knowledge based on the information they provided. This information is subject to change. The part numbers that TE has identified as EU RoHS compliant have a maximum concentration of 0.1% by weight in homogenous materials for lead, hexavalent chromium, mercury, PBB, PBDE, DBP, BBP, DEHP, DIBP, and 0.01% for cadmium, or qualify for an exemption to these limits as defined in the Annexes of Directive 2011/65/EU (RoHS2). Finished electrical and electronic equipment products will be CE marked as required by Directive 2011/65/EU. Components may not be CE marked. Additionally, the part numbers that TE has identified as EU ELV compliant have a maximum concentration of 0.1% by weight in homogenous materials for lead, hexavalent chromium, and mercury, and 0.01% for cadmium, or qualify for an exemption to these limits as defined in the Annexes of Directive 2000/53/EC (ELV). Regarding the REACH Regulation, the information TE provides on SVHC in articles for this part number is based on the latest European Chemicals Agency (ECHA) 'Guidance on requirements for substances in articles' posted at this URL: <https://echa.europa.eu/guidance-documents/guidance-on-reach>

Compatible Parts

 <p>TE Part # 91501-1 CCII MICRO MNL REC 24-20 ASSY</p>	 <p>TE Part # 91391-1 SDE PEW 12MICRO MNL HAND TOOL</p>	 <p>TE Part # 843996-6 TOOL, EXTRACTION RESET</p>	 <p>TE Part # 2151022-1 OCEAN_2.0_APPLICATOR-S-055F070F</p>
 <p>TE Part # 7-2151022-7 OCEAN_2.0_SPARE_PART_KIT-055F070F</p>	 <p>TE Part # 91391-2 SDE COMM MICRO MNL DIE SET</p>	 <p>TE Part # 2151022-2 OCEAN_2.0_APPLICATOR-S-055F070F</p>	 <p>TE Part # 2-2837550-1 OCEAN_2.0_Applicator-S-050F070F</p>
 <p>TE Part # 2-2837550-2 OCEAN_2.0_Applicator-S-050F070F</p>	 <p>TE Part # 2837550-1 OCEAN_2.0_Applicator-S-050F070F</p>	 <p>TE Part # 2837550-2 OCEAN_2.0_Applicator-S-050F070F</p>	 <p>TE Part # 7-2151022-1 OCEAN_2.0_APPLICATOR-S-055F070F</p>



TE Part # 7-2151022-2
OCEAN_2.0_APPLICATOR-S-055F070F



TE Part # 7-2837550-1
OCEAN_2.0_Applicator-S-050F070F



TE Part # 7-2837550-2
OCEAN_2.0_Applicator-S-050F070F



KIT
REPRESENTATION ONLY
TE Part # 7-2837550-7
OCEAN_2.0_SPARE_PART_KIT-050F070F




TE Part # 2-2151022-1
OCEAN_2.0_APPLICATOR-S-055F070F




TE Part # 2-2151022-2
OCEAN_2.0_APPLICATOR-S-055F070F


Also in the Series | **Micro MATE-N-LOK**



Insertion & Extraction Tools(1)



Power Contacts(27)



Rectangular Power Connectors(466)

Customers Also Bought



TE Part #607381P039
SCT-NO.2-E5-0-50MM



TE Part #2008571-2
2 POS MICRO MNL, TOP LATCH, BL



TE Part #2-1445085-2
micro mnl hdr Assy s/row au lf



TE Part #2-1445088-2
MICRO MNL HDR ASSY S/ROW AU LF



TE Part #2-1445088-4
MICRO MNL HDR ASSY S/ROW AU LF



TE Part #2008571-3
3 POS MICRO MNL, TOP LATCH, BL



TE Part #1-2176339-4
CRGCO 0603 120R 1%



TE Part #2-2176343-7
CRGCO 1206 1K5 1%



Documents

Product Drawings

MICRO MNL RPT CNT STRIP 30AU

English

CAD Files

Customer View Model

ENG_CVM_CVM_794606-3_K.2d_dxf.zip

English

3D PDF

3D

Customer View Model

ENG_CVM_CVM_794606-3_K.3d_igs.zip

English

Customer View Model

ENG_CVM_CVM_794606-3_K.3d_stp.zip

English

By downloading the CAD file I accept and agree to the [Terms and Conditions](#) of use.

Datasheets & Catalog Pages

SOFT_SHELL_PIN_AND_SOCKET_CONNECTORS_CATALOG

English

MICRO MATE-N-LOK CONNECTOR SYSTEM

English

Product Specifications

Application Specification

English

Product Environmental Compliance

Product Compliance Document

English

Product Compliance Document

English