



Connectors > Power Connectors > Circular Power > Circular Power Connectors > One-Piece Connector, Sealed, CPC Series 1



Connector Product Type: **Housing**
Operating Voltage: **600 VDC**
Connector System: **Wire-to-Wire**
Number of Positions: **9**
Sealable: **Yes**

[All One-Piece Connector, Sealed, CPC Series 1 \(33\)](#)

Features

Product Type Features

| | |
|-----------------------------------|-----------------------------|
| Connector Seal & Plug Type | Peripheral, Wire Entry Seal |
| Connector Product Type | Housing |
| Connector System | Wire-to-Wire |
| Sealable | Yes |
| Connector & Contact Terminates To | Wire & Cable |
| Connector & Housing Type | Receptacle |
| Circular Connector Shell Type | All Plastic |

Configuration Features

| | |
|----------------------------|------|
| Reverse Numbering | With |
| Number of Positions | 9 |
| Number of Power Positions | 0 |
| Number of Signal Positions | 9 |



Electrical Characteristics

| | |
|-------------------|---------|
| Operating Voltage | 600 VAC |
|-------------------|---------|

Contact Features

| | |
|--------------------|------|
| Reverse Gender | No |
| Contact Type | Pin |
| Contact Protection | With |

Mechanical Attachment

| | |
|--------------------------|----------------------------|
| Mating Alignment Type | Keyed |
| Mating Alignment | With |
| Panel Mount Feature Type | Flange with Mounting Holes |
| Mating Retention Type | Threaded Coupling |
| Thread Size | 3/4 - 20 UNEF-2A |
| Polarization Code | A |
| Connector Mounting Type | Panel Mount |
| Mating Retention | With |
| Panel Mount Feature | With |

Housing Features

| | |
|-------------------------------|----------|
| Body Orientation | Straight |
| Housing Color | Black |
| Housing Material | Nylon |
| Circular Connector Shell Size | 13 |

Dimensions

| | |
|--------------------------------------|-------------------------------|
| Compatible Insulation Diameter Range | 1.65 – 3.05 mm[.065 – .12 in] |
|--------------------------------------|-------------------------------|

Usage Conditions

| | |
|-----------------------------|----------------------------|
| Operating Temperature Range | -55 – 105 °C[-67 – 221 °F] |
| Fluid Resistance | Immersion |

Operation/Application

| | |
|---------------------|--------|
| Circuit Application | Signal |
| Shielded | No |

Industry Standards

| | |
|------------------------|----------|
| UL Flammability Rating | UL 94V-0 |
|------------------------|----------|

Packaging Features



| | |
|--------------------|---------|
| Packaging Quantity | 1 |
| Packaging Method | Package |

Product Compliance

[For compliance documentation, visit the product page on TE.com>](#)

| | |
|---|---|
| EU RoHS Directive 2011/65/EU | Compliant |
| EU ELV Directive 2000/53/EC | Compliant |
| China RoHS 2 Directive MIIT Order No 32, 2016 | No Restricted Materials Above Threshold |
| EU REACH Regulation (EC) No. 1907/2006 | Current ECHA Candidate List: JUNE 2023 (235) Candidate List Declared Against: JUNE 2023 (235) Does not contain REACH SVHC |
| Halogen Content | BFR/CFR/PVC Free, but Br/Cl >900 ppm in other sources. |
| Solder Process Capability | Not applicable for solder process capability |

Product Compliance Disclaimer

This information is provided based on reasonable inquiry of our suppliers and represents our current actual knowledge based on the information they provided. This information is subject to change. The part numbers that TE has identified as EU RoHS compliant have a maximum concentration of 0.1% by weight in homogenous materials for lead, hexavalent chromium, mercury, PBB, PBDE, DBP, BBP, DEHP, DIBP, and 0.01% for cadmium, or qualify for an exemption to these limits as defined in the Annexes of Directive 2011/65/EU (RoHS2). Finished electrical and electronic equipment products will be CE marked as required by Directive 2011/65/EU. Components may not be CE marked. Additionally, the part numbers that TE has identified as EU ELV compliant have a maximum concentration of 0.1% by weight in homogenous materials for lead, hexavalent chromium, and mercury, and 0.01% for cadmium, or qualify for an exemption to these limits as defined in the Annexes of Directive 2000/53/EC (ELV). Regarding the REACH Regulation, the information TE provides on SVHC in articles for this part number is based on the latest European Chemicals Agency (ECHA) 'Guidance on requirements for substances in articles' posted at this URL: <https://echa.europa.eu/guidance-documents/guidance-on-reach>

Compatible Parts



TE Part # 54123-1
CPC,13 LONG TUBE



TE Part # 81665-4
ECONOSEAL, FLANGE GASKET



TE Part # 788157-2
SLD CPC PLUG ASSY,13-9,STD SEX



TE Part # 211870-2
SEALING CAP ASSY,SZ 13,CPC



TE Part # 788157-1
SLD CPC 13-9 PLUG,STD,SM INS

TE Part # 213485-1
CPC SEALING CAP ASSY SIZE 13

TE Part # 208337-1
SEAL PROTECTOR PIN

TE Part # 2-2407269-4
CAP, CPC, SIZE 13 RECP, YELLOW

TE Part # 2-2407269-3
CAP, CPC, SIZE 13 RECP, RED

TE Part # 2-2407269-2
CAP, CPC, SIZE 13 RECP, BLACK

Also in the Series | AMP CPC

Circular Connector Adapters(7)

Circular Connector Hardware(3)

Circular Connector Keying Plugs(2)

Circular Power Connectors(458)

Connector Backshells(56)

Connector Caps & Covers(16)

Connector Seals & Cavity Plugs(36)

Connector Strain Relief(6)

Insertion & Extraction Tools(1)

Power Contacts(6)

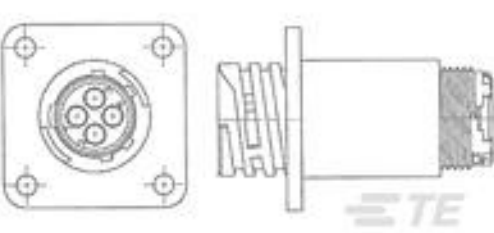
Sealing Sleeves(2)

Customers Also Bought





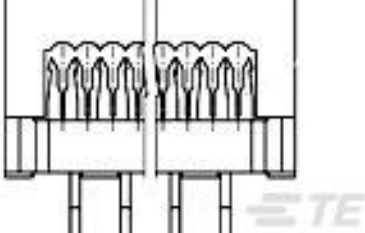
TE Part #5749621-8
80 50S CABLE PLUG CONN/COV KIT



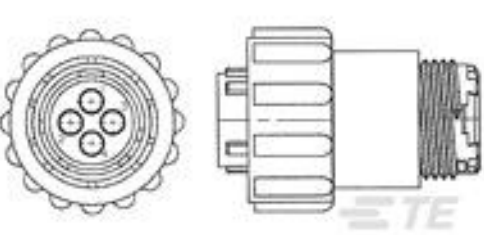
TE Part #796275-1
SLD CPC RCPT ASSY,17-16,STD SX



TE Part #2176071-9
3521 300K 1% 2W



TE Part #1-111382-4
10 DIP PLUG, LEAD FREE



TE Part #788157-1
SLD CPC 13-9 PLUG,STD,SM INS



TE Part #1-66359-5
III+ PIN, 18-14,TIN,STRIP



TE Part #1719256-2
4 POS GET 0.64 REC HSG



TE Part #1466287-1
031-0003-0001



TE Part #5749205-1
80 50SR KIT,75D,UK

TE Part #602-390-003
HIT AUTA70B ROD HEX BOLT ADHSV

Documents

Product Drawings

SLD CPC RCPT ASSY,13-9,STD SEX

English

CAD Files

3D PDF

English

Customer View Model

ENG_CVM_788158-2_B.2d_dxf.zip

English

Customer View Model

ENG_CVM_788158-2_B.3d_igs.zip

English

Customer View Model

ENG_CVM_788158-2_B.3d_stp.zip

English

3D PDF

3D



Customer View Model

[ENG_CVM_CVM_788158-2_E.2d_dxf.zip](#)

English

Customer View Model

[ENG_CVM_CVM_788158-2_E.3d_igs.zip](#)

English

Customer View Model

[ENG_CVM_CVM_788158-2_E.3d_stp.zip](#)

English

By downloading the CAD file I accept and agree to the [Terms and Conditions](#) of use.

Datasheets & Catalog Pages

[AMP Circular Connectors for Commercial Signal & Power Applications](#)

English