

776488-2 ✓ ACTIVE

AMP | AMPSEAL 16

TE Internal #: 776488-2

Housing for Male Terminals, Wire-to-Wire, 4 Position, .209 in [5.3 mm] Centerline, Sealable, Gray, Cable Mount (Free-Hanging), AMPSEAL 16

[View on TE.com >](#)



Connectors > Automotive Connectors > Automotive Housings > AMPSEAL 16 Housings



Connector System: **Wire-to-Wire**

Number of Positions: **4**

Connector & Housing Type: **Housing for Male Terminals**

Centerline (Pitch): **5.3 mm [ .209 in ]**

Sealable: **Yes**

[All AMPSEAL 16 Housings \(226\)](#)

## Features

### Product Type Features

Mixed & Hybrid Connector	No
Connector Shape	Rectangular
Connector System	Wire-to-Wire
Connector & Housing Type	Housing for Male Terminals
Sealable	Yes
Primary Locking Feature	Integrated in Housing

### Configuration Features

Number of Positions	4
Number of Rows	2

### Electrical Characteristics

Operating Voltage	250 VDC
Nominal Voltage Architecture	12 V, 24 V, 42 V, 48 V, 80 V, 90 V, 125 V, 240 V

### Body Features

Cable Exit Angle	180°
Primary Product Color	Gray



Connector & Keying Code	2
-------------------------	---

### Contact Features

Contact Size	Size 16
--------------	---------

Contact Type	Pin
--------------	-----

Mating Pin Diameter	1.5 mm[.059 in]
---------------------	-----------------

Contact Current Rating (Max)	13 A
------------------------------	------

### Mechanical Attachment

Terminal Position Assurance	Yes
-----------------------------	-----

Strain Relief	Add By Accessory
---------------	------------------

Mating Alignment Type	Keyed
-----------------------	-------

Mating Alignment	With
------------------	------

Connector Mounting Type	Cable Mount (Free-Hanging)
-------------------------	----------------------------

### Housing Features

Housing Material	PBT GF
------------------	--------

Centerline (Pitch)	5.3 mm[.209 in]
--------------------	-----------------

### Dimensions

Connector Height	22.45 mm[.884 in]
------------------	-------------------

Product Width	47.55 mm[1.872 in]
---------------	--------------------

Product Length	24.6 mm[.969 in]
----------------	------------------

Row-to-Row Spacing	4.5 mm[.177 in]
--------------------	-----------------

### Usage Conditions

Operating Temperature (Max)	70 °C, 75 °C, 80 °C, 85 °C, 90 °C, 100 °C, 105 °C, 110 °C, 120 °C, 125 °C[158 °F][167 °F][176 °F][185 °F][194 °F][212 °F][221 °F][230 °F][248 °F][257 °F]
-----------------------------	---

Operating Temperature Range	-40 – 125 °C[-40 – 257 °F]
-----------------------------	----------------------------

### Industry Standards

Degree of Protection	IP67
----------------------	------

UL Flammability Rating	UL 94HB
------------------------	---------

### Packaging Features

Packaging Quantity	350
--------------------	-----

Packaging Method	Package
------------------	---------

### Other

Serviceable	Yes
Connector Position Assurance Capable	Yes

## Product Compliance

[For compliance documentation, visit the product page on TE.com>](#)

EU RoHS Directive 2011/65/EU	Compliant
EU ELV Directive 2000/53/EC	Compliant
China RoHS 2 Directive MIIT Order No 32, 2016	No Restricted Materials Above Threshold
EU REACH Regulation (EC) No. 1907/2006	Current ECHA Candidate List: JUNE 2023 (235) Candidate List Declared Against: JUNE 2023 (235) Does not contain REACH SVHC
Halogen Content	Low Halogen - Br, Cl, F, I < 900 ppm per homogenous material. Also BFR/CFR/PVC Free
Solder Process Capability	Not applicable for solder process capability

### Product Compliance Disclaimer

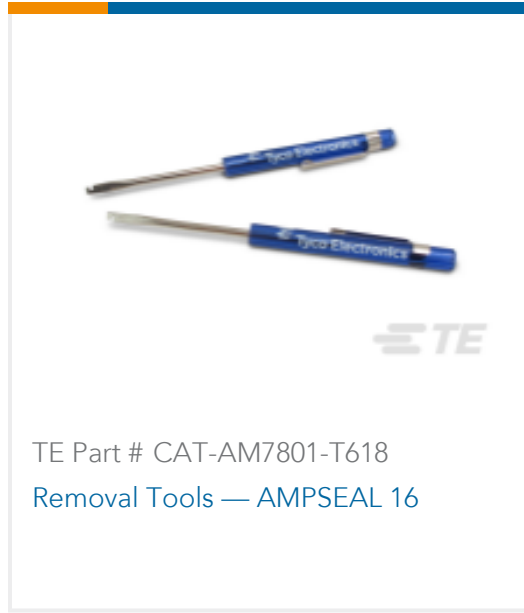
This information is provided based on reasonable inquiry of our suppliers and represents our current actual knowledge based on the information they provided. This information is subject to change. The part numbers that TE has identified as EU RoHS compliant have a maximum concentration of 0.1% by weight in homogenous materials for lead, hexavalent chromium, mercury, PBB, PBDE, DBP, BBP, DEHP, DIBP, and 0.01% for cadmium, or qualify for an exemption to these limits as defined in the Annexes of Directive 2011/65/EU (RoHS2). Finished electrical and electronic equipment products will be CE marked as required by Directive 2011/65/EU. Components may not be CE marked. Additionally, the part numbers that TE has identified as EU ELV compliant have a maximum concentration of 0.1% by weight in homogenous materials for lead, hexavalent chromium, and mercury, and 0.01% for cadmium, or qualify for an exemption to these limits as defined in the Annexes of Directive 2000/53/EC (ELV). Regarding the REACH Regulation, the information TE provides on SVHC in articles for this part number is based on the latest European Chemicals Agency (ECHA) 'Guidance on requirements for substances in articles' posted at this URL: <https://echa.europa.eu/guidance-documents/guidance-on-reach>

## Compatible Parts

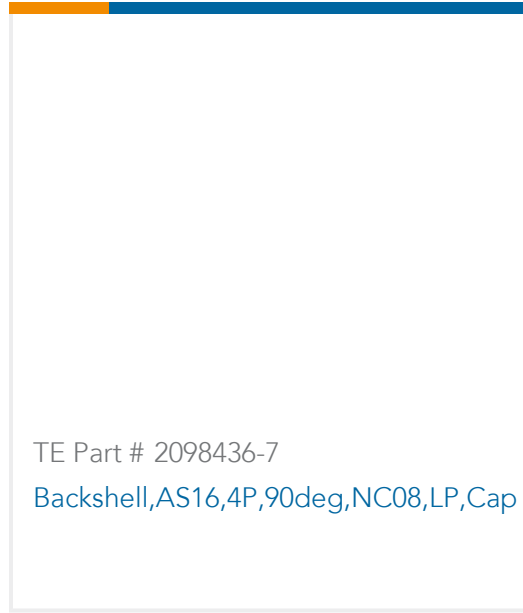




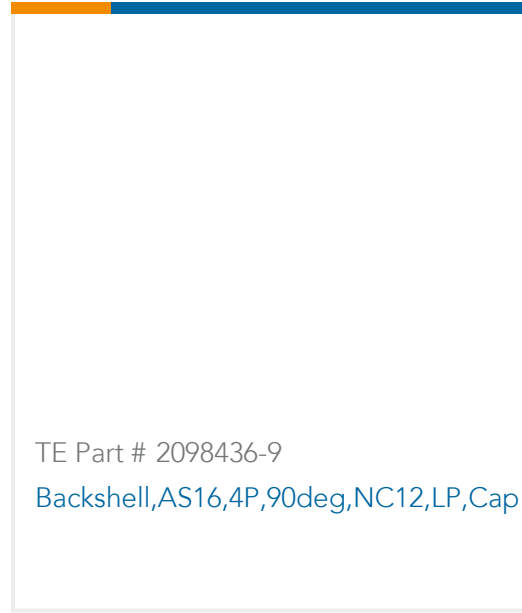
TE Part # CAT-AM7801-T273  
Contacts: Size 16, 13A



TE Part # CAT-AM7801-T618  
Removal Tools — AMPSEAL 16




TE Part # 2098436-7  
Backshell, AS16, 4P, 90deg, NC08, LP, Cap



TE Part # 2098436-9  
Backshell, AS16, 4P, 90deg, NC12, LP, Cap

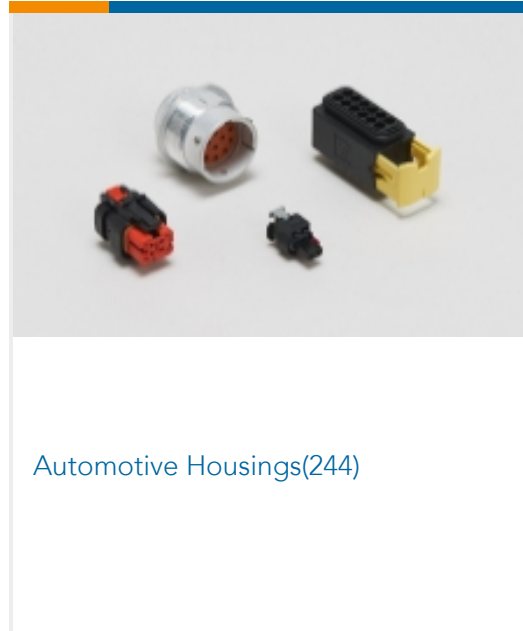
## Also in the Series | AMPSEAL 16



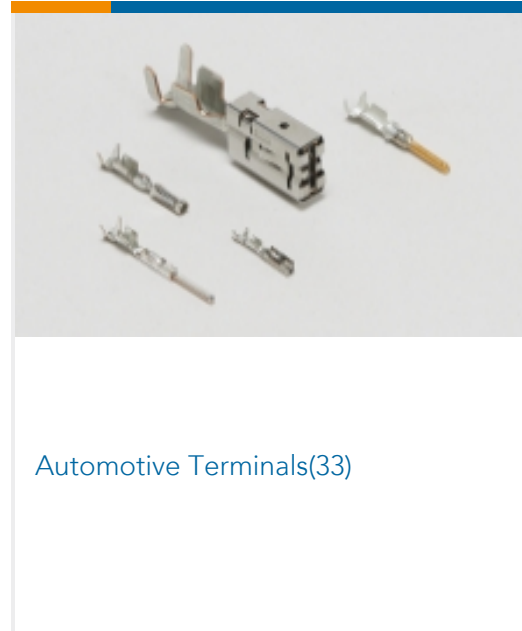
Automotive Connector Caps & Covers (1)




Automotive Connector Locks & Position Assurance (2)




Automotive Housings (244)




Automotive Terminals (33)



Connector Backshells (84)




Connector Seals & Cavity Plugs (4)



Data Connectivity Headers (2)



Data Connectivity Housings (3)



Other Automotive Connector Accessories (11)


## Customers Also Bought



TE Part #776488-3  
AMPSEAL 16 Housings



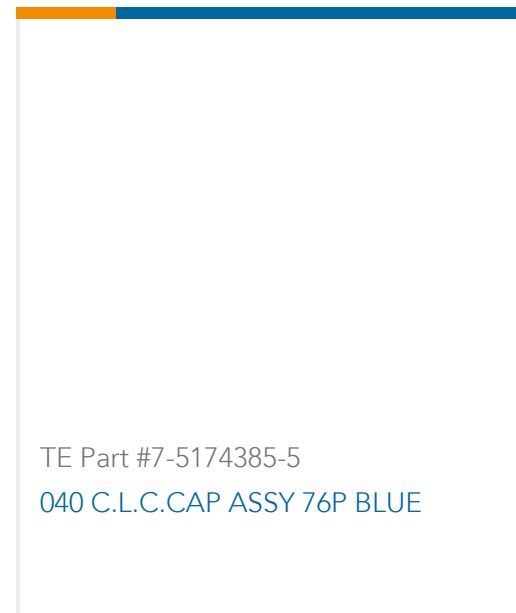
TE Part #330648  
PIDG R 22-16 COMM 22-18 MIL 4



TE Part #207467-1  
CABLE CLAMP KIT, SZ 1



TE Part #3-520151-2  
ULTRAFast 187 ASSY REC 16-14  
TPBR LP



## Documents

### Product Drawings

[AS 16, 4P CAP ASSY, KEY 2](#)

English

### CAD Files

[3D PDF](#)

3D

Customer View Model

[ENG\\_CVM\\_CVM\\_776488-2\\_D\\_c-776488-2-d.2d\\_dxf.zip](#)

English

Customer View Model

[ENG\\_CVM\\_CVM\\_776488-2\\_D\\_c-776488-2-d.3d\\_igs.zip](#)

English

Customer View Model

[ENG\\_CVM\\_CVM\\_776488-2\\_D\\_c-776488-2-d.3d\\_stp.zip](#)

English

By downloading the CAD file I accept and agree to the [Terms and Conditions](#) of use.

### Datasheets & Catalog Pages

[ICT Terminals and Connectors Catalogue](#)

English

[CONNECTOR SELECTOR](#)

English

### Product Specifications

[Application Specification](#)

English

### Instruction Sheets

[Instruction Sheet \(U.S.\)](#)

English