

776438-3 ✓ ACTIVE

AMP | AMPSEAL 16

TE Internal #: 776438-3

Housing for Male Terminals, Wire-to-Wire, 12 Position, .177 in [4.5 mm] Centerline, Sealable, Yellow, Cable Mount (Free-Hanging), AMPSEAL 16

[View on TE.com >](#)



Connectors > Automotive Connectors > Automotive Housings > AMPSEAL 16 Housings



Connector System: **Wire-to-Wire**

Number of Positions: **12**

Connector & Housing Type: **Housing for Male Terminals**

Centerline (Pitch): **4.5 mm [ .177 in ]**

Sealable: **Yes**

[All AMPSEAL 16 Housings \(226\)](#)

## Features

### Product Type Features

|                          |                            |
|--------------------------|----------------------------|
| Mixed & Hybrid Connector | No                         |
| Connector Shape          | Rectangular                |
| Connector System         | Wire-to-Wire               |
| Connector & Housing Type | Housing for Male Terminals |
| Sealable                 | Yes                        |
| Primary Locking Feature  | Integrated in Housing      |

### Configuration Features

|                     |    |
|---------------------|----|
| Number of Positions | 12 |
| Number of Rows      | 2  |

### Electrical Characteristics

|                              |  |
|------------------------------|--|
| Operating Voltage            | 250 VDC  |
| Nominal Voltage Architecture | 12 V, 24 V, 42 V, 48 V, 80 V, 90 V, 125 V, 240 V |

### Body Features

|                       |        |
|-----------------------|--------|
| Cable Exit Angle      | 180°   |
| Primary Product Color | Yellow |



|                         |   |
|-------------------------|---|
| Connector & Keying Code | 3 |
|-------------------------|---|

### Contact Features

|              |         |
|--------------|---------|
| Contact Size | Size 16 |
|--------------|---------|

|              |     |
|--------------|-----|
| Contact Type | Pin |
|--------------|-----|

|                     |                 |
|---------------------|-----------------|
| Mating Pin Diameter | 1.5 mm[.059 in] |
|---------------------|-----------------|

|                              |      |
|------------------------------|------|
| Contact Current Rating (Max) | 13 A |
|------------------------------|------|

### Mechanical Attachment

|                             |     |
|-----------------------------|-----|
| Terminal Position Assurance | Yes |
|-----------------------------|-----|

|               |                  |
|---------------|------------------|
| Strain Relief | Add By Accessory |
|---------------|------------------|

|                       |       |
|-----------------------|-------|
| Mating Alignment Type | Keyed |
|-----------------------|-------|

|                  |      |
|------------------|------|
| Mating Alignment | With |
|------------------|------|

|                         |                            |
|-------------------------|----------------------------|
| Connector Mounting Type | Cable Mount (Free-Hanging) |
|-------------------------|----------------------------|

### Housing Features

|                  |        |
|------------------|--------|
| Housing Material | PBT GF |
|------------------|--------|

|                    |                 |
|--------------------|-----------------|
| Centerline (Pitch) | 4.5 mm[.177 in] |
|--------------------|-----------------|

### Dimensions

|                  |                    |
|------------------|--------------------|
| Connector Height | 26.65 mm[1.049 in] |
|------------------|--------------------|

|               |                    |
|---------------|--------------------|
| Product Width | 47.55 mm[1.872 in] |
|---------------|--------------------|

|                |                  |
|----------------|------------------|
| Product Length | 37.6 mm[1.48 in] |
|----------------|------------------|

|                    |                 |
|--------------------|-----------------|
| Row-to-Row Spacing | 5.3 mm[.209 in] |
|--------------------|-----------------|

### Usage Conditions

|                             |   |
|-----------------------------|---|
| Operating Temperature (Max) | 70 °C, 75 °C, 80 °C, 85 °C, 90 °C, 100 °C, 105 °C, 110 °C, 120 °C, 125 °C[158 °F][167 °F][176 °F][185 °F][194 °F][212 °F][221 °F][230 °F][248 °F][257 °F] |
|-----------------------------|---|

|                             |                            |
|-----------------------------|----------------------------|
| Operating Temperature Range | -40 – 125 °C[-40 – 257 °F] |
|-----------------------------|----------------------------|

### Industry Standards

|                      |      |
|----------------------|------|
| Degree of Protection | IP67 |
|----------------------|------|

|                        |         |
|------------------------|---------|
| UL Flammability Rating | UL 94HB |
|------------------------|---------|

### Packaging Features

|                    |     |
|--------------------|-----|
| Packaging Quantity | 125 |
|--------------------|-----|

|                  |         |
|------------------|---------|
| Packaging Method | Package |
|------------------|---------|

### Other



|                                      |     |
|--------------------------------------|-----|
| Serviceable                          | Yes |
| Connector Position Assurance Capable | Yes |

### Product Compliance

[For compliance documentation, visit the product page on TE.com>](#)

|   |   |
|---|---|
| EU RoHS Directive 2011/65/EU                  | Compliant   |
| EU ELV Directive 2000/53/EC                   | Compliant   |
| China RoHS 2 Directive MIIT Order No 32, 2016 | No Restricted Materials Above Threshold   |
| EU REACH Regulation (EC) No. 1907/2006        | Current ECHA Candidate List: JUNE 2023 (235)<br>Candidate List Declared Against: JUNE 2023 (235)<br>Does not contain REACH SVHC |
| Halogen Content                               | Low Halogen - Br, Cl, F, I < 900 ppm per homogenous material. Also BFR/CFR/PVC Free   |
| Solder Process Capability                     | Not applicable for solder process capability  |

#### Product Compliance Disclaimer

This information is provided based on reasonable inquiry of our suppliers and represents our current actual knowledge based on the information they provided. This information is subject to change. The part numbers that TE has identified as EU RoHS compliant have a maximum concentration of 0.1% by weight in homogenous materials for lead, hexavalent chromium, mercury, PBB, PBDE, DBP, BBP, DEHP, DIBP, and 0.01% for cadmium, or qualify for an exemption to these limits as defined in the Annexes of Directive 2011/65/EU (RoHS2). Finished electrical and electronic equipment products will be CE marked as required by Directive 2011/65/EU. Components may not be CE marked. Additionally, the part numbers that TE has identified as EU ELV compliant have a maximum concentration of 0.1% by weight in homogenous materials for lead, hexavalent chromium, and mercury, and 0.01% for cadmium, or qualify for an exemption to these limits as defined in the Annexes of Directive 2000/53/EC (ELV). Regarding the REACH Regulation, the information TE provides on SVHC in articles for this part number is based on the latest European Chemicals Agency (ECHA) 'Guidance on requirements for substances in articles' posted at this URL: <https://echa.europa.eu/guidance-documents/guidance-on-reach>

### Compatible Parts



TE Part # CAT-AM7801-CH8172  
AMPSEAL 16 Housings



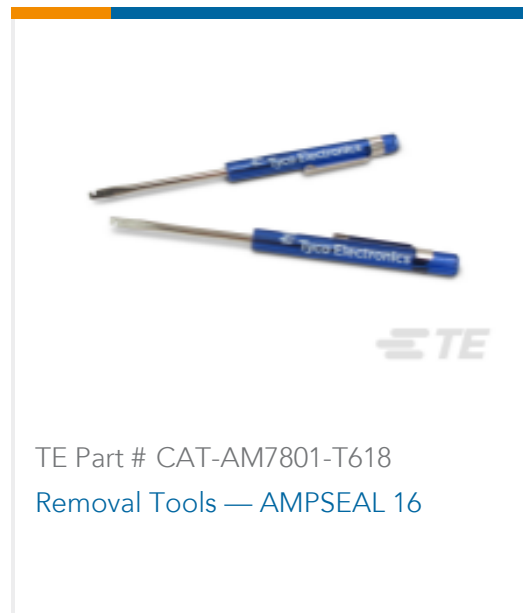
TE Part # CAT-AM7801-M8649  
AMPSEAL 16 Connectors Mounting Clips






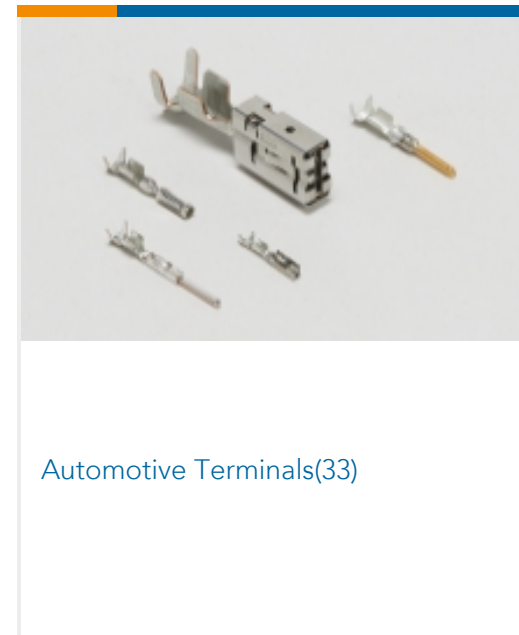
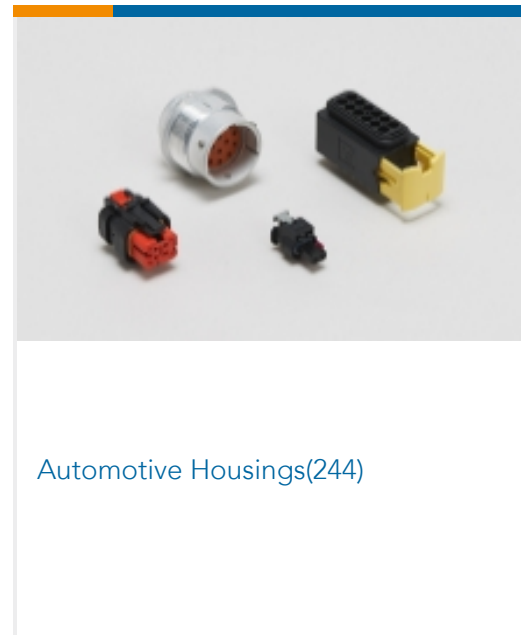


TE Part # 776364-1  
SEALING PLUG, SZ 20 CAVITY




TE Part # CAT-AM7801-T273  
Contacts: Size 16, 13A



## Also in the Series | AMPSEAL 16



## Customers Also Bought





## Documents

### Product Drawings

[AS 16, 12P CAP ASSY, KEY, 3](#)

English

### CAD Files

[3D PDF](#)

3D

Customer View Model

[ENG\\_CVM\\_CVM\\_776438-3\\_D\\_c-776438-3-d.2d\\_dxf.zip](#)

English

Customer View Model

[ENG\\_CVM\\_CVM\\_776438-3\\_D\\_c-776438-3-d.3d\\_igs.zip](#)

English

Customer View Model

[ENG\\_CVM\\_CVM\\_776438-3\\_D\\_c-776438-3-d.3d\\_stp.zip](#)

English

By downloading the CAD file I accept and agree to the [Terms and Conditions](#) of use.

### Datasheets & Catalog Pages

[ICT Terminals and Connectors Catalogue](#)

English

[CONNECTOR SELECTOR](#)

English

### Product Specifications

[Application Specification](#)

English

### Instruction Sheets

[Instruction Sheet \(U.S.\)](#)

English