




Connectors > Power Connectors > Power Contacts

Power Contact Type: **Contact**Operating Voltage: **600 VDC**Contact Mating Area Plating Material: **Gold**Wire Size: **22 – 18 AWG**

Features

Product Type Features

Compatible With Discrete Wire Type	Stranded
Power Contact Type	Contact
Connector & Contact Terminates To	Wire & Cable

Electrical Characteristics

Operating Voltage	600 VDC
-------------------	---------

Contact Features

Contact Mating Area Plating Material	Gold
Contact Current Rating (Max)	11.2 A
Contact Type	Pin
Contact Retention Within Housing	With
Mating Pin Diameter	1 mm [.039 in]
Contact Base Material	Brass
Contact Mating Area Plating Material Thickness	.76 μm [30 μin]
Wire Contact Termination Area Plating Thickness	2.54 μm [100 μin]
Wire Contact Termination Area Plating Material	Tin-Lead



Wire Contact Termination Area Plating Material Finish	Bright
Contact Orientation	Straight
Contact Underplating Material	Nickel
Contact Underplating Material Thickness	1.27 µm[50 µin]

Termination Features

Termination Method to Wire & Cable	Crimp
------------------------------------	-------

Mechanical Attachment

Wire Insulation Support	Without
-------------------------	---------

Dimensions

Wire Size	.3 – .9 mm ²
Compatible Insulation Diameter Range	1.5 – 2.39 mm[.059 – .094 in]

Usage Conditions

Operating Temperature Range	-55 – 105 °C[-67 – 221 °F]
-----------------------------	----------------------------

Operation/Application

Circuit Application	Power
---------------------	-------

Industry Standards

CSA Rating	Certified, LR 7189
UL Rating	Recognized
Agency/Standard	CSA, UL

Packaging Features

Packaging Quantity	4500
Packaging Method	Reel

Other

Power Connectors Comment	HDM Applicator part number ending in -1 is used on AMPOMATOR CLS Machine with T or G Terminators, -2 is used on AMP-O-LECTRIC Model K Machine, -3 is used on AMP-O-LECTRIC Model G Machine.
--------------------------	---

Product Compliance

For compliance documentation, visit the product page on [TE.com](https://www.te.com)>

EU RoHS Directive 2011/65/EU	Not Compliant
EU ELV Directive 2000/53/EC	Compliant with Exemptions



China RoHS 2 Directive MIIT Order No 32, 2016	Restricted Materials Above Threshold
EU REACH Regulation (EC) No. 1907/2006	Current ECHA Candidate List: JUNE 2023 (235) Candidate List Declared Against: JUNE 2023 (235) SVHC > Threshold: Pb (13% in Component Part) Article Safe Usage Statements: Do not eat, drink or smoke when using this product. Wash thoroughly after handling. Recycle if possible and dispose of the article by following all applicable governmental regulations relevant to your geographic location.
Halogen Content	Low Halogen - Br, Cl, F, I < 900 ppm per homogenous material. Also BFR/CFR/PVC Free
Solder Process Capability	Not applicable for solder process capability

Product Compliance Disclaimer

This information is provided based on reasonable inquiry of our suppliers and represents our current actual knowledge based on the information they provided. This information is subject to change. The part numbers that TE has identified as EU RoHS compliant have a maximum concentration of 0.1% by weight in homogenous materials for lead, hexavalent chromium, mercury, PBB, PBDE, DBP, BBP, DEHP, DIBP, and 0.01% for cadmium, or qualify for an exemption to these limits as defined in the Annexes of Directive 2011/65/EU (RoHS2). Finished electrical and electronic equipment products will be CE marked as required by Directive 2011/65/EU. Components may not be CE marked. Additionally, the part numbers that TE has identified as EU ELV compliant have a maximum concentration of 0.1% by weight in homogenous materials for lead, hexavalent chromium, and mercury, and 0.01% for cadmium, or qualify for an exemption to these limits as defined in the Annexes of Directive 2000/53/EC (ELV). Regarding the REACH Regulation, the information TE provides on SVHC in articles for this part number is based on the latest European Chemicals Agency (ECHA) 'Guidance on requirements for substances in articles' posted at this URL: <https://echa.europa.eu/guidance-documents/guidance-on-reach>

Compatible Parts

TE Part # CAT-AM71-C83998EE
Mini Circular Plastic Connectors (CPC)

TE Part # 91522-1
CCII MINI UNML PIN SKT 22-18 ASSY

TE Part # 90759-1
PROCRIMP TL W/DIE MIN UNIV MNL

TE Part # 189727-1
EXTRACTION TOOL

TE Part # 455830-1
INSERTION TOOL



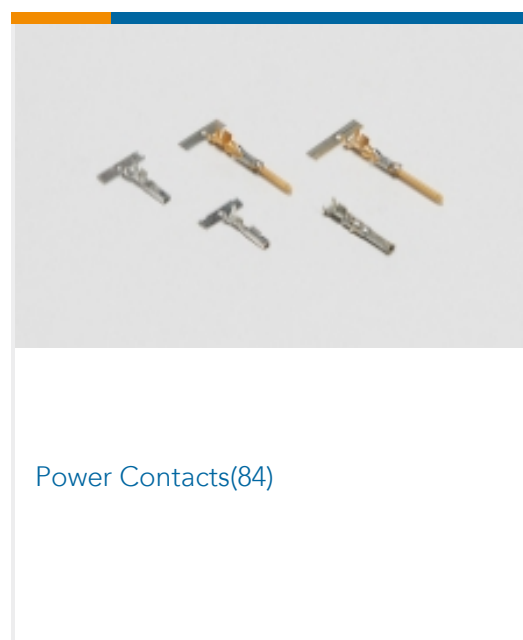
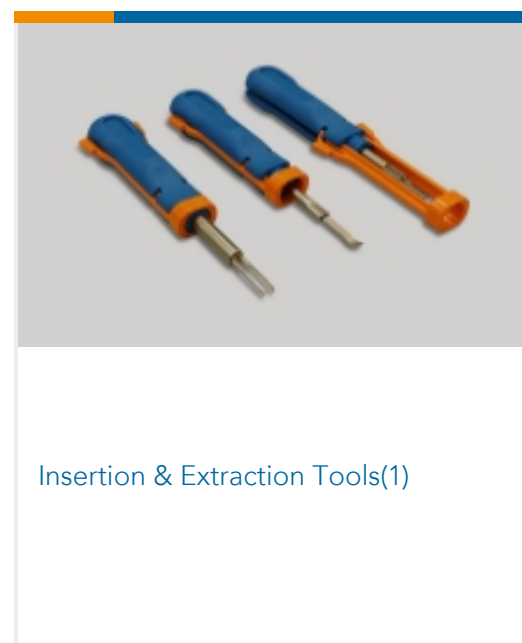



TE Part # 770586-1
22P MINI UNML PLUG HSG

TE Part # 794942-1
10P MINI UNML CAP HSG

TE Part # 770587-1
24P MINI UNML PLUG HSG





Also in the Series | Mini-Universal MATE-N-LOK





Rectangular Power Connectors(244)

Customers Also Bought

TE Part #1-745494-5
15 HDE MS PLUG,22-26,LEAD FREETE Part #1-66360-6
III+SKT,18-14,TIN STRIP LPTE Part #3-641216-2
02P MTA100 HDR ASSY FL/RA LFTE Part #1-794065-0
08P MINI UMNL HDR W/DH SNTE Part #7-1437651-7
6PCR-04-006=6PCR ASSEMBLYTE Part #8-1437651-2
6PCR-05-006=6PCR ASSEMBLYTE Part #2-33460-3
TERMINAL, SOLIS R 8 10TE Part #2311763-1
AMPL REC, HD22, R/A, 15P, S/LTE Part #1-640720-0
03P UMNL STR/REL & INSRT NATL

Documents

Product Drawings

[MINI UMNL PIN 22-18 AWG AU](#)

English

CAD Files

Customer View Model

[ENG_CVM_CVM_770903-3_U.2d_dxf.zip](#)

English

[3D PDF](#)



3D

Customer View Model

[ENG_CVM_CVM_770903-3_U.3d_igs.zip](#)

English

Customer View Model

[ENG_CVM_CVM_770903-3_U.3d_stp.zip](#)

English

By downloading the CAD file I accept and agree to the [Terms and Conditions](#) of use.

Datasheets & Catalog Pages

[SOFT_SHELL_PIN_AND_SOCKET_CONNECTORS_CATALOG](#)

English

Product Specifications

[Application Specification](#)

English

Product Environmental Compliance

[Product Compliance](#)

English

[Product Compliance](#)

English

Instruction Sheets

[Instruction Sheet \(U.S.\)](#)

English