

## SL-156

TE Internal #: 770476-2

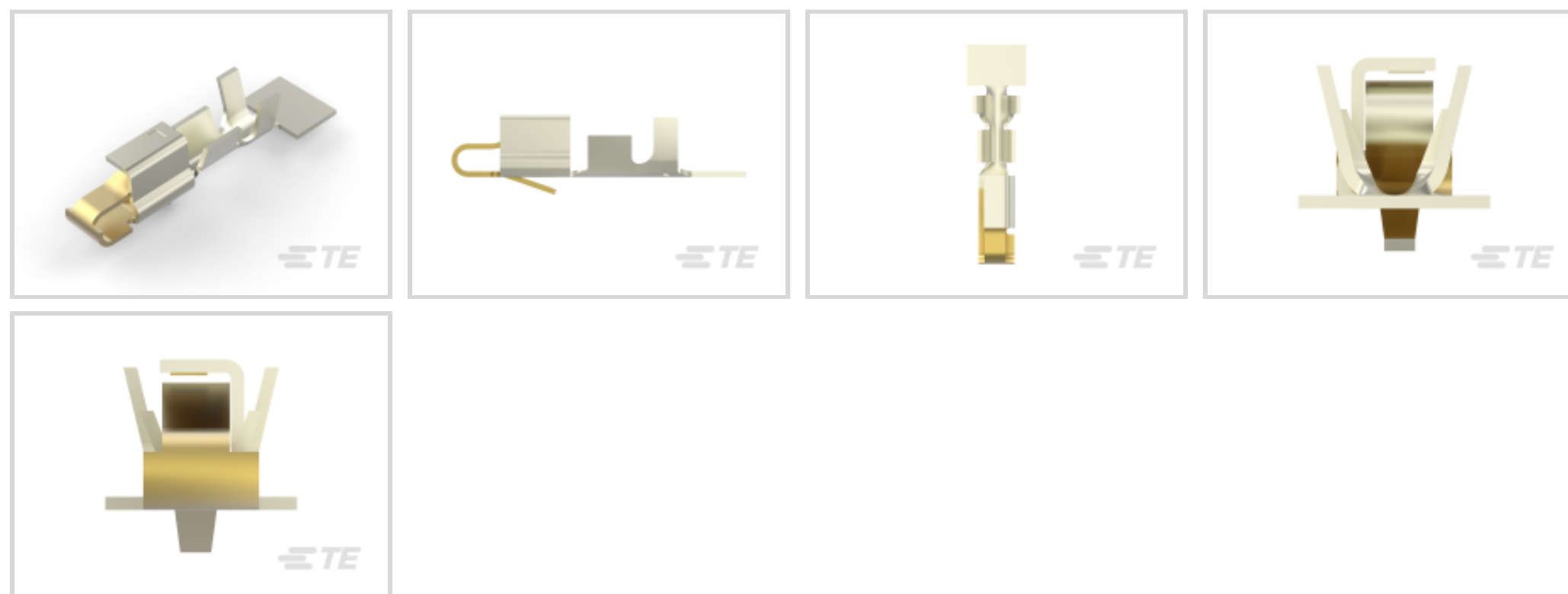
Connector Contact, Socket, Wire-to-Wire / Wire-to-Board, 24 – 18

AWG Wire Size, .2 – .9 mm<sup>2</sup> Wire Size, Gold, Reel, Wire & Cable, 10

A, Power, SL-156

[View on TE.com >](#)[Connectors > PCB Connectors > Wire-to-Board Connectors > Wire-to-Board Connector Contacts >](#)

Wire-to-Board Connector Contacts: socket, wire size 30-16 AWG, SL 156

Contact Type: **Socket**Connector System: **Wire-to-Board, Wire-to-Wire**Wire Size: **.2 – .9 mm<sup>2</sup>**Contact Mating Area Plating Material: **Gold**[All Wire-to-Board Connector Contacts: socket, wire size 30-16 AWG, SL 156 \(23\)](#)

## Features

### Product Type Features

Applied Pressure	High
Connector System	Wire-to-Board, Wire-to-Wire
Connector & Contact Terminates To	Wire & Cable

### Configuration Features

Compatible With Wire & Cable Type	Discrete Wire
-----------------------------------	---------------

### Electrical Characteristics

Operating Voltage	250 VAC
-------------------	---------

### Contact Features

Mating Square Post Dimension	1.14 mm[.045 in]
Contact Retention Within Housing	With
Contact Underplating Material Thickness	1.27 μm[50 μin]
Wire Contact Termination Area Plating Thickness	.76 μm



Wire Contact Termination Area Plating Material	Gold
Contact Mating Area Plating Material Thickness	.76 μm[29.92 μin]
Contact Underplating Material	Nickel
Contact Base Material	Phosphor Bronze
Contact Type	Socket
Contact Mating Area Plating Material	Gold
Contact Current Rating (Max)	10 A

### Termination Features

Termination Method to Wire & Cable	Crimp
------------------------------------	-------

### Mechanical Attachment

Contact Retention Type Within Housing	Locking Lance
Connector Mounting Type	Cable Mount (Free-Hanging)

### Dimensions

Compatible Insulation Diameter Range	1.09 – 2.79 mm[.043 – .11 in]
Wire Size	.2 – .9 mm <sup>2</sup>

### Usage Conditions

Operating Temperature Range	-55 – 105 °C[-67 – 221 °F]
-----------------------------	----------------------------

### Operation/Application

Circuit Application	Power
---------------------	-------

### Packaging Features

Packaging Quantity	5500
Packaging Method	Reel

### Product Compliance

[For compliance documentation, visit the product page on TE.com>](#)

EU RoHS Directive 2011/65/EU	Compliant
EU ELV Directive 2000/53/EC	Compliant
China RoHS 2 Directive MIIT Order No 32, 2016	No Restricted Materials Above Threshold
EU REACH Regulation (EC) No. 1907/2006	Current ECHA Candidate List: JUNE 2023 (235) Candidate List Declared Against: JUNE 2023 (235) Does not contain REACH SVHC



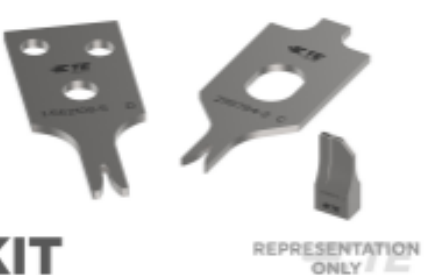

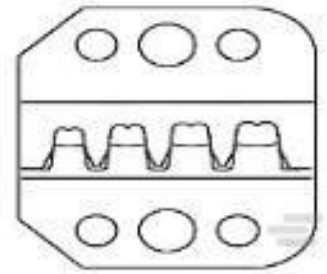
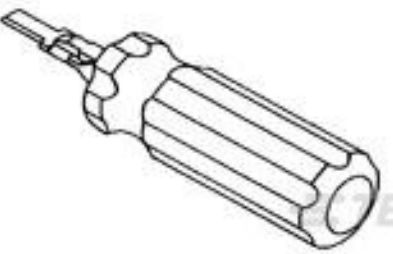








Halogen Content	Low Halogen - Br, Cl, F, I < 900 ppm per homogenous material. Also BFR/CFR/PVC Free
Solder Process Capability	Not applicable for solder process capability

Product Compliance Disclaimer

This information is provided based on reasonable inquiry of our suppliers and represents our current actual knowledge based on the information they provided. This information is subject to change. The part numbers that TE has identified as EU RoHS compliant have a maximum concentration of 0.1% by weight in homogenous materials for lead, hexavalent chromium, mercury, PBB, PBDE, DBP, BBP, DEHP, DIBP, and 0.01% for cadmium, or qualify for an exemption to these limits as defined in the Annexes of Directive 2011/65/EU (RoHS2). Finished electrical and electronic equipment products will be CE marked as required by Directive 2011/65/EU. Components may not be CE marked. Additionally, the part numbers that TE has identified as EU ELV compliant have a maximum concentration of 0.1% by weight in homogenous materials for lead, hexavalent chromium, and mercury, and 0.01% for cadmium, or qualify for an exemption to these limits as defined in the Annexes of Directive 2000/53/EC (ELV). Regarding the REACH Regulation, the information TE provides on SVHC in articles for this part number is based on the latest European Chemicals Agency (ECHA) 'Guidance on requirements for substances in articles' posted at this URL: <https://echa.europa.eu/guidance-documents/guidance-on-reach>

## Compatible Parts

 <p>TE Part # 58614-1 PROCrimp, HT&amp;D SL156</p>	 <p>TE Part # 2305570-1 Strip Terminal Cutter-Side Feed-No Crimp</p>	 <p>TE Part # 7-2151033-7 OCEAN_2.0_SPARE_PART_KIT-070F100F</p>	 <p>TE Part # 2151033-1 OCEAN-2.0-APPLICATOR-S-070F100F</p>
 <p>TE Part # 58614-2 PROCrimp, DIE, SL156</p>	 <p>TE Part # 90471-1 EXTRACTION TOOL, SC-156</p>	 <p>TE Part # 91597-1 CCII SL-156 REC 24-18 ASSY</p>	 <p>TE Part # 2063820-1 SDE PRO-CRIMPER III HT</p>
 <p>TE Part # 2151033-2 OCEAN-2.0-APPLICATOR-S-070F100FA</p>	 <p>TE Part # 5-2151033-1 OCEAN-2.0-APPLICATOR-S-070F100F</p>	 <p>TE Part # 5-2151033-2 OCEAN-2.0-APPLICATOR-S-070F100FA</p>	 <p>TE Part # 7-2151033-1 OCEAN-2.0-APPLICATOR-S-070F100F</p>



TE Part # 7-2151033-2  
OCEAN-2.0-APPLICATOR-S-070F100FA



**KIT**  
REPRESENTATION ONLY  
TE Part # 7-2266602-7  
OCEAN\_2.0\_SPARE\_PART\_KIT-070F100F




TE Part # 2-2151033-2  
OCEAN-2.0-APPLICATOR-S-070F100FA




TE Part # 2063820-2  
SDE PRO-CRIMPER III DIE SET


## Also in the Series | SL-156




Insertion & Extraction Tools(1)




PCB Connector Keying(2)




PCB Latches, Locks & Retainers(1)




Rectangular Connector Housings(11)



Rectangular Connector Keying Plugs(1)



Wire-to-Board Connector Assemblies & Housings(140)



Wire-to-Board Connector Contacts(23)

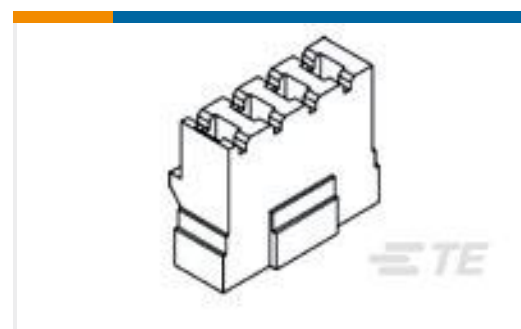
## Customers Also Bought




TE Part #1-770849-3  
13P SL156 HSG W/LCK RMP & TABS



TE Part #5-749877-7  
68 50SR PANEL MOUNT RCPT, ROHS



TE Part #1609146-1  
PA101 CONNECTOR PLU=F6998




TE Part #916196-000  
STD03W-E




TE Part #6-1768034-3  
LKZ12B5



TE Part #1532180-3  
M83513/03-B03N, MCKS-N1-B-15P6G9-18.0



TE Part #294762-E  
STVC/2 48 F ABC VV 7-00 EE 2,9 \* 247 E0



TE Part #494153-E  
STVR/2 48 MI ABC VV 4-00 GA06 2,5 \* 247



## Documents

### Product Drawings

[SL156 RECPT, AUNI/PHBZ](#)

English

---

### CAD Files

[3D PDF](#)

3D

Customer View Model

[ENG\\_CVM\\_CVM\\_770476-2\\_Y.2d\\_dxf.zip](#)

English

Customer View Model

[ENG\\_CVM\\_CVM\\_770476-2\\_Y.3d\\_igs.zip](#)

English

Customer View Model

[ENG\\_CVM\\_CVM\\_770476-2\\_Y.3d\\_stp.zip](#)

English

Customer View Model

[ENG\\_CVM\\_770476-2\\_K.3d\\_igs.zip](#)

English

Customer View Model

[ENG\\_CVM\\_770476-2\\_K.3d\\_stp.zip](#)

English

Customer View Model

[ENG\\_CVM\\_770476-2\\_K.2d\\_dxf.zip](#)

English

[3D PDF](#)

English

By downloading the CAD file I accept and agree to the [Terms and Conditions](#) of use.

---

### Datasheets & Catalog Pages

[7-1773461-7\\_SL-156\\_CONNECTOR\\_TPA\\_DEVICE](#)

English

---

### Product Specifications

[Application Specification](#)

English

---

### Product Environmental Compliance

[MD\\_770476-2\\_10202015912\\_dmtec](#)

English

[MD\\_770476-2\\_10202015912\\_dmtec](#)

English

---

### Instruction Sheets

[Instruction Sheet \(U.S.\)](#)

770476-2

Connector Contact, Socket, Wire-to-Wire / Wire-to-Board, 24 – 18 AWG Wire Size, .2  
– .9 mm<sup>2</sup> Wire Size, Gold, Reel, Wire & Cable, 10 A, Power, SL-156



English