

746603-4 ✓ ACTIVE

EUROCARD

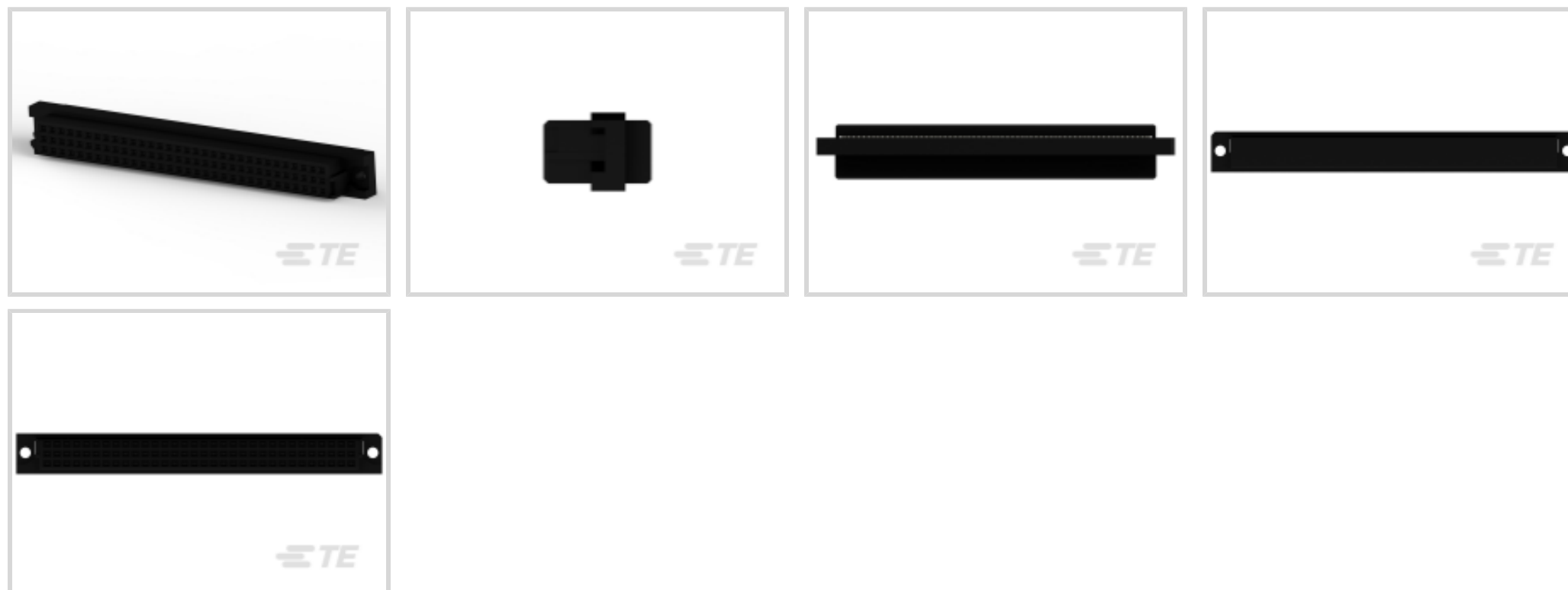
TE Internal #: 746603-4

Eurocard Connectors, Receptacle, Wire-to-Board, 64 Position, .1 in [2.54 mm] Centerline, Wire & Cable, 3 Row, Vertical, 32 Column, 64 Signal Positions

[View on TE.com >](#)



Connectors > PCB Connectors > Backplane Connectors > Eurocard Connectors



Connector & Housing Type: **Receptacle**

Connector System: **Wire-to-Board**

Number of Positions: **64**

Centerline (Pitch): **2.54 mm [.1 in]**

Connector & Contact Terminates To: **Wire & Cable**

Features

Product Type Features

Connector & Housing Type	Receptacle
Connector System	Wire-to-Board
Connector & Contact Terminates To	Wire & Cable
DIN Size	Standard
DIN Level	II

Configuration Features

Number of Power or Coaxial Positions	2
Number of Positions	64
Number of Rows	3
PCB Mount Orientation	Vertical
Number of Columns	32
Number of Signal Positions	64
Rows Loaded	A, C

Contact Features



Contact Type	Socket
	30 µin
Contact Mating Area Plating Material	Gold
Contact Base Material	Phosphor Bronze
Contact Current Rating (Max)	1 A

Mechanical Attachment

Mating Alignment Type	Polarization
Mating Retention	With
Mating Alignment	With
Panel Mount Feature	Without
PCB Mount Retention	Without
Connector Mounting Type	Board Mount

Housing Features

Housing Material	Polyester - GF
Centerline (Pitch)	2.54 mm[.1 in]

Dimensions

	.741 in
Row-to-Row Spacing	2.54 mm[.1 in]

Usage Conditions

Operating Temperature Range	-65 – 105 °C[-85 – 221 °F]
-----------------------------	----------------------------

Operation/Application

Shielded	No
Circuit Application	Power & Signal

Industry Standards

UL Flammability Rating	UL 94V-0
------------------------	----------

Packaging Features

Packaging Method	Box
------------------	-----

Product Compliance

For compliance documentation, visit the product page on [TE.com](#)>

EU RoHS Directive 2011/65/EU	Compliant
EU ELV Directive 2000/53/EC	Compliant



China RoHS 2 Directive MIIT Order No 32, 2016	No Restricted Materials Above Threshold
EU REACH Regulation (EC) No. 1907/2006	Current ECHA Candidate List: JUNE 2023 (235) Candidate List Declared Against: JUNE 2023 (235) Does not contain REACH SVHC
Halogen Content	Not Low Halogen - contains Br or Cl > 900 ppm.
Solder Process Capability	Not applicable for solder process capability

Product Compliance Disclaimer

This information is provided based on reasonable inquiry of our suppliers and represents our current actual knowledge based on the information they provided. This information is subject to change. The part numbers that TE has identified as EU RoHS compliant have a maximum concentration of 0.1% by weight in homogenous materials for lead, hexavalent chromium, mercury, PBB, PBDE, DBP, BBP, DEHP, DIBP, and 0.01% for cadmium, or qualify for an exemption to these limits as defined in the Annexes of Directive 2011/65/EU (RoHS2). Finished electrical and electronic equipment products will be CE marked as required by Directive 2011/65/EU. Components may not be CE marked. Additionally, the part numbers that TE has identified as EU ELV compliant have a maximum concentration of 0.1% by weight in homogenous materials for lead, hexavalent chromium, and mercury, and 0.01% for cadmium, or qualify for an exemption to these limits as defined in the Annexes of Directive 2000/53/EC (ELV). Regarding the REACH Regulation, the information TE provides on SVHC in articles for this part number is based on the latest European Chemicals Agency (ECHA) 'Guidance on requirements for substances in articles' posted at this URL: <https://echa.europa.eu/guidance-documents/guidance-on-reach>

Compatible Parts



TE Part # 9-1393644-4
V42254B1200C963=PC612 MESSERLE



TE Part # 5650951-5
ASSY,PIN,EUROCARD,TYPE C,LEAD-



TE Part # 5536356-5
ASSY,PIN,EUROCARD,"C",LEAD-FREE,A&C,64/9



TE Part # 650945-5
064 EURO TYPE C PIN ST ASSY



TE Part # 5536406-5
ASSY,PIN,EUROCARD,"C",LEAD-FREE,A&C,64/9



TE Part # 650951-5
064 EURO TYPE C PIN ST ASSY




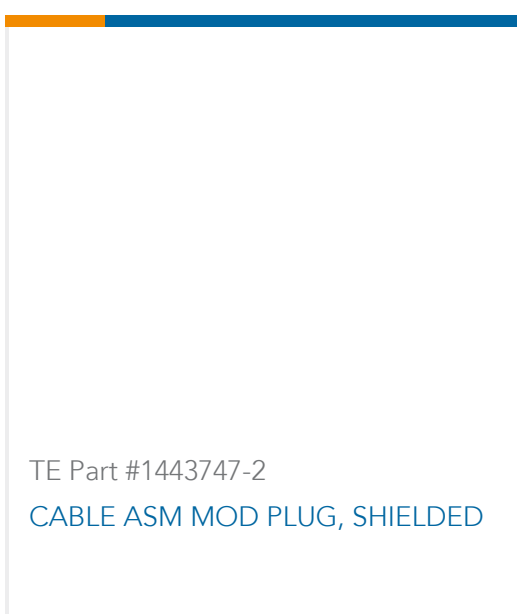
TE Part # 536356-5
064 EURO TYPE C PIN BL ASSY



TE Part # 1-1393644-7
V42254B1100C963=PC612 MESSERLE



Customers Also Bought



Documents

Product Drawings

[64 EUROLATCH LEAD FREE](#)

English

CAD Files

Customer View Model

[ENG_CVM_CVM_746603-4_G.2d_dxf.zip](#)

English

[3D PDF](#)



3D

Customer View Model

[ENG_CVM_CVM_746603-4_G.3d_igs.zip](#)

English

Customer View Model

[ENG_CVM_CVM_746603-4_G.3d_stp.zip](#)

English

By downloading the CAD file I accept and agree to the [Terms and Conditions](#) of use.

Datasheets & Catalog Pages

[Ribbon Cable Interconnect Solutions](#)

English

Product Specifications

English

[Eurocard Connector](#)

English

English

[Connector EUROLATCH Cable Receptacle](#)

English

Product Environmental Compliance

[TE Material Declaration](#)

English

Instruction Sheets

[Instruction Sheet \(U.S.\)](#)

English

[AMP EUROLATCH CONN.](#)

English

Agency Approvals

[UL Report](#)

English