



Application Tooling > Insertion & Extraction Tools



Insertion & Extraction Tool Type: **Contact Extraction**

Insertion & Extraction Tool Application: **Contact-to-Housing**

## Features

### Product Type Features

Insertion & Extraction Tool Type	Contact Extraction
Insertion & Extraction Tool Application	Contact-to-Housing

## Product Compliance

[For compliance documentation, visit the product page on TE.com>](#)

















EU RoHS Directive 2011/65/EU	Compliant
EU ELV Directive 2000/53/EC	Out of Scope
China RoHS 2 Directive MIIT Order No 32, 2016	No Restricted Materials Above Threshold
EU REACH Regulation (EC) No. 1907/2006	Current ECHA Candidate List: JUNE 2023 (235) Candidate List Declared Against: JAN 2021 (211) Does not contain REACH SVHC
Halogen Content	Low Halogen - Br, Cl, F, I < 900 ppm per homogenous material. Also BFR/CFR/PVC Free
Solder Process Capability	Not applicable for solder process capability

### Product Compliance Disclaimer

This information is provided based on reasonable inquiry of our suppliers and represents our current actual knowledge based on the information they provided. This information is subject to change. The part numbers that TE has identified as EU RoHS compliant have a maximum concentration of 0.1% by weight in homogenous materials for lead, hexavalent chromium, mercury, PBB, PBDE, DBP, BBP, DEHP, DIBP, and 0.01% for cadmium, or qualify for an exemption to these limits as defined in the Annexes of Directive 2011/65/EU (RoHS2). Finished electrical and electronic equipment products will be CE marked as required by Directive 2011/65/EU. Components may not be CE marked. Additionally, the part numbers that TE has identified as EU ELV compliant have a maximum concentration of 0.1% by weight in homogenous materials for lead, hexavalent chromium, and mercury, and 0.01% for cadmium, or qualify for an exemption to these limits as defined in the Annexes of Directive 2000/53/EC (ELV). Regarding the REACH Regulation, the information TE provides

on SVHC in articles for this part number is based on the latest European Chemicals Agency (ECHA) 'Guidance on requirements for substances in articles' posted at this URL: <https://echa.europa.eu/guidance-documents/guidance-on-reach>

## Compatible Parts

 <p>TE Part # 154717-1 PL 250 REC TERMINAL 13-11 AWG BR</p>	 <p>TE Part # 170335-1 PL 250 RECEPTACLE 15-10 AWG PTPBR</p>	 <p>TE Part # 154717-7 PL 250 REC TERMINAL 13-11 AWG PTPPB</p>	 <p>TE Part # 154717-4 PL 250 REC TERMINAL 13-11 AWG TPPB</p>
 <p>TE Part # 172076-6 POSITIVE LOCK 250 HOUSING RECEPTACLE</p>	 <p>TE Part # 172320-1 POSITIVE LOCK 250 (6.3 MM) HOUSING</p>	 <p>TE Part # 154717-6 PL 250 REC TERMINAL 14-11 AWG PTPB</p>	 <p>TE Part # 928909-2 PL 250 REC TERMINAL 24-20 AWG TPBR</p>
 <p>TE Part # 927854-2 PL 250 REC TERMINAL 17-13 AWG PBR</p>	 <p>TE Part # 927852-8 PL 250 REC TERMINAL 20-17 AWG SILPPB</p>	 <p>TE Part # 170032-4 250 FASTON,REC.,20-14 AWG,TPBR</p>	 <p>TE Part # 154717-3 PL 250 REC TERMINAL 14-11 AWG TPBR</p>
 <p>TE Part # 172076-1 POSITIVE LOCK 250 HOUSING RECEPTACLE</p>	 <p>TE Part # 170032-1 250 FASTON,REC.,20-14 AWG,BR</p>	 <p>TE Part # 927852-7 PL 250 REC TERMINAL 20-17 AWG PTPPB</p>	 <p>TE Part # 928909-5 PL 250 REC TERMINAL 24-20 AWG PTPB</p>



TE Part # 170456-1  
PL 250 AUTOMOTIVE REC 12-10 0.40 X 21 BR



TE Part # 927852-1  
PL 250 REC TERMINAL 20-17 AWG BR




TE Part # 927854-7  
PL 250 REC TERMINAL 17-13 AWG PTPPB




TE Part # 170454-1  
PL 250 AUTOMOTIVE REC 18-14 0.40 X 21 BR


Also in the Series | **FASTON 250**



Compression Connectors(4)




Crimp Terminal Housings(142)




Insertion & Extraction Tools(6)



Magnet Wire Terminals(1)



PCB Terminals(135)




Quick Disconnects(445)




Splices(4)


Also in the Series | **Positive Lock 250**



Automotive Terminals(1)



Crimp Terminal Housings(193)



Insertion & Extraction Tools(3)



Insulation Boots & Sleeves(4)



Quick Disconnects(186)

## Customers Also Bought



TE Part #1-1415899-3  
RZ03-1A4-D005



TE Part #1461400-1  
OJE-SH-105DM,000



TE Part #59275  
T-HEAD PIDG PG SH 26-20 ASSY



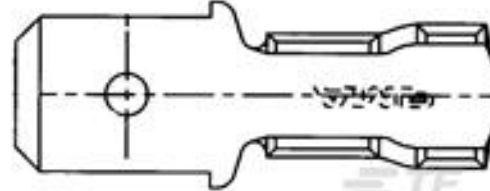
TE Part #521780-1  
250 HSG. PL MKIII REC. 7.11mm 5P NAT



TE Part #177627-1  
PL .250 (6.3 MM) HOUSING RECEPTACLE



TE Part #1393130-7  
PRD-7AY0-120=PRD



TE Part #41778  
250 FASTON TAB 18-14 AWG TPBR



TE Part #1-1768811-6  
LBC-ROB-BLANKKAPLABEL2

## Documents

### Instruction Sheets

[Instruction Sheet \(non U.S.\)](#)

English

[Instruction Sheet \(non U.S.\)](#)

Japanese

[AMP EXTRACTION TOOL P/N724659-1/-2/-5 FOR EXTRACTING POSITIVE LOCK CONNECTOR CONTACTS INSTRUCTION SHEET](#)

English

[AMP EXTRACTION TOOL P/N724659-1/-2/-5 FOR EXTRACTING POSITIVE LOCK CONNECTOR CONTACTS INSTRUCTION SHEET](#)

Japanese