

# PMOS0DH30 ✓ ACTIVE

Corcom | Corcom P

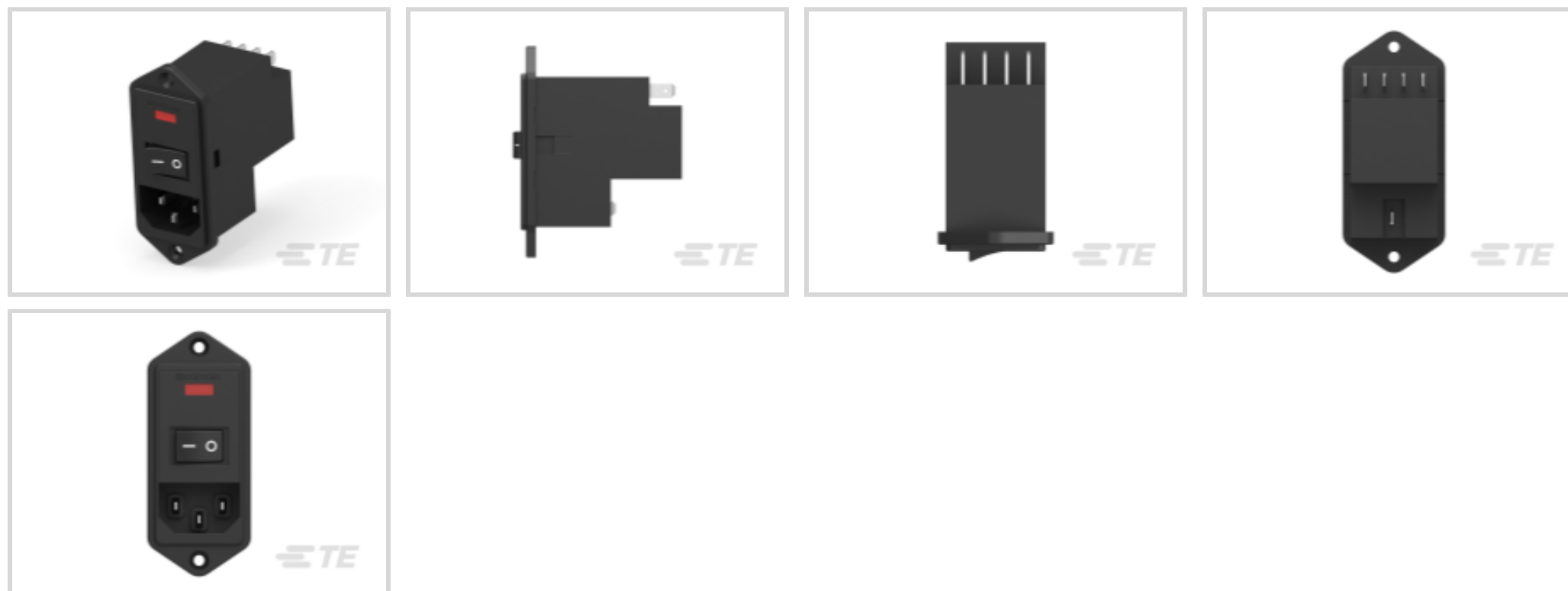
TE Internal #: 7-6609940-4

Multi-Function Inlet Filters, Power Entry (Filtered/Unfiltered), Single AC Input, DPST, None, Vertical, 3A Current Rating, Corcom P

[View on TE.com >](#)



EMI & EMC Solutions > EMI Filters > Multi-Function Inlet Filters > CORCOM P SERIES MULTI-FUNCTION INLET FIL



Filter Type: **Power Entry (Filtered/Unfiltered)**

Input Voltage Selection: **Single AC**

Filter Switch Type: **DPST**

Filter Shield Type: **None**

Product Orientation: **Vertical**

[All CORCOM P SERIES MULTI-FUNCTION INLET FIL \(300\)](#)

## Features

### Product Type Features

|                         |                                   |
|-------------------------|-----------------------------------|
| Ground Choke Option     | No                                |
| Level Of Filtering      | Inductor & Capacitor              |
| Filter Type             | Power Entry (Filtered/Unfiltered) |
| Filter Switch Type      | DPST                              |
| Output Termination Type | .187" FASTON                      |
| Filtering Requirements  | Filtered                          |
| Filter Connector Type   | IEC 60320-1 C-14                  |

### Configuration Features

|                  |      |
|------------------|------|
| Extender Options | None |
| Fuse Options     | Dual |

### Electrical Characteristics

|                                      |           |
|--------------------------------------|-----------|
| Input Voltage Selection              | Single AC |
| Leakage Current (Max) (120VAC, 60Hz) | 2 $\mu$ A |



|                                      |                  |
|--------------------------------------|------------------|
| Leakage Current (Max) (250VAC, 50Hz) | 5 $\mu$ A        |
| Current Rating                       | 3 A              |
| Operating Voltage                    | 115 VAC, 230 VAC |

### Body Features

|                     |          |
|---------------------|----------|
| Filter Shield Type  | None     |
| Product Orientation | Vertical |

### Mechanical Attachment

|                          |         |
|--------------------------|---------|
| Panel Mount Feature Type | Flanged |
|--------------------------|---------|

### Dimensions

|                               |                             |
|-------------------------------|-----------------------------|
| Panel Thickness (Recommended) | .79 – 2 mm [.031 – .079 in] |
|-------------------------------|-----------------------------|

### Usage Conditions

|                             |             |
|-----------------------------|-------------|
| Operating Temperature Range | -10 – 40 °C |
|-----------------------------|-------------|

## Product Compliance

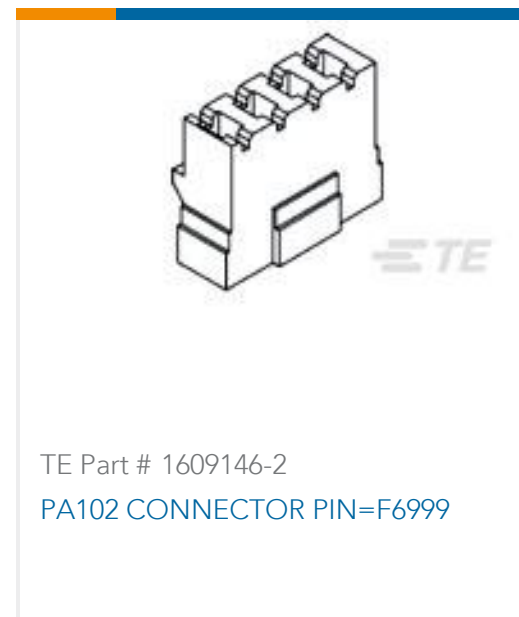
[For compliance documentation, visit the product page on TE.com>](#)

|   |   |
|---|---|
| EU RoHS Directive 2011/65/EU                  | Compliant   |
| EU ELV Directive 2000/53/EC                   | Compliant   |
| China RoHS 2 Directive MIIT Order No 32, 2016 | No Restricted Materials Above Threshold   |
| EU REACH Regulation (EC) No. 1907/2006        | Current ECHA Candidate List: JUNE 2023 (235)<br>Candidate List Declared Against: JUNE 2023 (235)<br>Does not contain REACH SVHC |
| Halogen Content                               | Not Low Halogen - contains Br or Cl > 900 ppm.  |
| Solder Process Capability                     | Not applicable for solder process capability  |


#### Product Compliance Disclaimer

This information is provided based on reasonable inquiry of our suppliers and represents our current actual knowledge based on the information they provided. This information is subject to change. The part numbers that TE has identified as EU RoHS compliant have a maximum concentration of 0.1% by weight in homogenous materials for lead, hexavalent chromium, mercury, PBB, PBDE, DBP, BBP, DEHP, DIBP, and 0.01% for cadmium, or qualify for an exemption to these limits as defined in the Annexes of Directive 2011/65/EU (RoHS2). Finished electrical and electronic equipment products will be CE marked as required by Directive 2011/65/EU. Components may not be CE marked. Additionally, the part numbers that TE has identified as EU ELV compliant have a maximum concentration of 0.1% by weight in homogenous materials for lead, hexavalent chromium, and mercury, and 0.01% for cadmium, or qualify for an exemption to these limits as defined in the Annexes of Directive 2000/53/EC (ELV). Regarding the REACH Regulation, the information TE provides on SVHC in articles for this part number is based on the latest European Chemicals Agency (ECHA) 'Guidance on requirements for substances in articles' posted at this URL: <https://echa.europa.eu/guidance-documents/guidance-on-reach>

## Compatible Parts



## Also in the Series | Corcom P



## Customers Also Bought



## Documents

[Product Drawings](#)  
[PMOS0DH30=C3388](#)

English

[CAD Files](#)



**Customer View Model**

[ENG\\_CVM\\_7-6609940-4\\_A.3d\\_igs.zip](#)

English

**Customer View Model**

[ENG\\_CVM\\_7-6609940-4\\_A.3d\\_stp.zip](#)

English

**Customer View Model**

[ENG\\_CVM\\_7-6609940-4\\_A.2d\\_dxf.zip](#)

English

[3D PDF](#)

3D

**Customer View Model**

[ENG\\_CVM\\_CVM\\_7-6609940-4\\_O.3d\\_igs.zip](#)

English

**Customer View Model**

[ENG\\_CVM\\_CVM\\_7-6609940-4\\_O.3d\\_stp.zip](#)

English

**Customer View Model**

[ENG\\_CVM\\_CVM\\_7-6609940-4\\_O.2d\\_dxf.zip](#)

English

[3D PDF](#)

3D

By downloading the CAD file I accept and agree to the [Terms and Conditions](#) of use.

**Datasheets & Catalog Pages**

[1654001\\_CORCOM\\_PRODUCT\\_GUIDE](#)

English

[Corcom Combined Selector Charts](#)

English

[1-1654250-1\\_CORCOM\\_EMI\\_RFI\\_QRG](#)

English