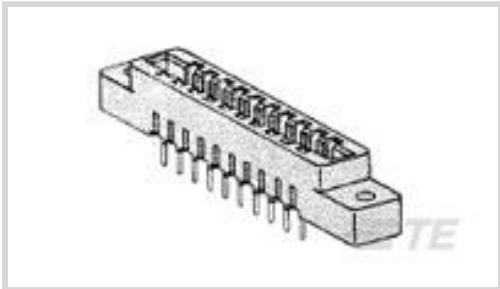




Connectors > PCB Connectors > Card Edge Connectors > Standard Edge Connectors



Connector System: **Board-to-Board**

Number of Positions: **22**

Centerline (Pitch): **3.96 mm [.156 in]**

Termination Method to Wire & Cable: **Solder Eyelet**

Number of Dual Positions: **22**

Features

Product Type Features

Connector System	Board-to-Board
Connector & Housing Type	Receptacle
Connector & Contact Terminates To	Printed Circuit Board

Configuration Features

Number of Positions	22
Number of Dual Positions	22
Number of Rows	2
Connector Contact Load Condition	Fully Loaded
PCB Mount Orientation	Vertical

Body Features

Primary Product Color	Green
-----------------------	-------

Contact Features

Contact Retention Within Housing	With
PCB Contact Termination Area Plating Material Thickness	2.54 µm[100 µin]
Contact Type	Socket
Contact Mating Area Plating Material Thickness	.76 µm
Contact Mating Area Plating Material	Gold
PCB Contact Termination Area Plating Material Finish	Bright
Contact Underplating Material	Nickel



PCB Contact Termination Area Plating Material	Tin
Contact Base Material	Phosphor Bronze
Contact Current Rating (Max)	5 A

Termination Features

Termination Post & Tail Length	3.81 mm[.15 in]
Termination Method to Printed Circuit Board	Through Hole - Solder
Termination Method to Wire & Cable	Solder Eyelet

Mechanical Attachment

Mating Retention	Without
Mating Alignment	Without
Contact Retention Type Within Housing	Locking Lance
PCB Mount Alignment	Without
PCB Mount Retention	With
PCB Mount Retention Type	Mounting Ears
Connector Mounting Type	Board Mount

Housing Features

Centerline (Pitch)	3.96 mm[.156 in]
Housing Material	Glass Filled Polyester

Dimensions

Card Slot Depth	7.49 mm[.29 in]
Connector Height	11.68 mm[.46 in]
Row-to-Row Spacing	5.08 mm[.2 in]

Usage Conditions

Operating Temperature Range	-55 – 105 °C[-67 – 221 °F]
-----------------------------	----------------------------

Operation/Application

Circuit Application	Power
---------------------	-------

Packaging Features

Packaging Quantity	90
Packaging Method	Box

Other

Card Edge Connectors Comment	For 1.02 [.040] diameter hole.
------------------------------	--------------------------------



Product Compliance

For compliance documentation, visit the product page on TE.com>

EU RoHS Directive 2011/65/EU	Compliant
EU ELV Directive 2000/53/EC	Compliant
China RoHS 2 Directive MIIT Order No 32, 2016	No Restricted Materials Above Threshold
EU REACH Regulation (EC) No. 1907/2006	Current ECHA Candidate List: JUNE 2023 (235) Candidate List Declared Against: JUNE 2023 (235) Does not contain REACH SVHC
Halogen Content	Not Low Halogen - contains Br or Cl > 900 ppm.
Solder Process Capability	Wave solder capable to 240°C

Product Compliance Disclaimer

This information is provided based on reasonable inquiry of our suppliers and represents our current actual knowledge based on the information they provided. This information is subject to change. The part numbers that TE has identified as EU RoHS compliant have a maximum concentration of 0.1% by weight in homogenous materials for lead, hexavalent chromium, mercury, PBB, PBDE, DBP, BBP, DEHP, DIBP, and 0.01% for cadmium, or qualify for an exemption to these limits as defined in the Annexes of Directive 2011/65/EU (RoHS2). Finished electrical and electronic equipment products will be CE marked as required by Directive 2011/65/EU. Components may not be CE marked. Additionally, the part numbers that TE has identified as EU ELV compliant have a maximum concentration of 0.1% by weight in homogenous materials for lead, hexavalent chromium, and mercury, and 0.01% for cadmium, or qualify for an exemption to these limits as defined in the Annexes of Directive 2000/53/EC (ELV). Regarding the REACH Regulation, the information TE provides on SVHC in articles for this part number is based on the latest European Chemicals Agency (ECHA) 'Guidance on requirements for substances in articles' posted at this URL: <https://echa.europa.eu/guidance-documents/guidance-on-reach>

Compatible Parts



Customers Also Bought



TE Part #206437-1
CPC PLUG ASSEMBLY SIZE 23-57



TE Part #3-640440-4
04P MTA100 CONN ASSY 22AWG RED



TE Part #440054-5
2.0MM,HDR,5POS,VERTICAL



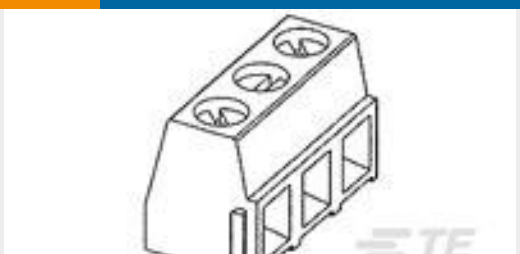
TE Part #9-146281-0
40 MODII HDR SRST B/A .100CL



TE Part #41802
250 FASTON FLAG REC 18-12 AWG TPBR



TE Part #1658621-5
24 NOVO MIL/CTR 15DP,LEAD FREE




TE Part #282837-9
TERMI-BLOK PCB MOUNT 9P



TE Part #3-640426-2
02P MTA156 CONN ASSY 18AWG ORA



TE Part #390088-1
BLACK HSG WITH 30AU CONTACT



TE Part #5-146253-2
04 MODII HDR DRST B/A .100CL LF

Documents

CAD Files

3D PDF

3D

Customer View Model

ENG_CVM_CVM_7-530689-6_N.2d_dxf.zip

English

Customer View Model

ENG_CVM_CVM_7-530689-6_N.3d_igs.zip

English

Customer View Model

ENG_CVM_CVM_7-530689-6_N.3d_stp.zip

English

By downloading the CAD file I accept and agree to the Terms and Conditions of use.

Product Specifications

Product Specification

English