

7-215570-4 ✓ ACTIVE

Micro-MaTch | Micro-MaTch Industrial


TE Internal #: 7-215570-4

PCB Mount Paddleboard Connector, Vertical, Cable-to-Board, 4 Position, .05 in [1.27 mm] Centerline, Ribbon Cable, Micro-MaTch Industrial

[View on TE.com >](#)



Connectors > PCB Connectors > Board-In Connectors > Paddle Board Connector



PCB Connector Assembly Type: **PCB Mount Paddleboard Connector**

PCB Mount Orientation: **Vertical**

Connector System: **Cable-to-Board**

Number of Positions: **4**

Centerline (Pitch): **1.27 mm [ .05 in ]**

[All Paddle Board Connector \(20\)](#)

## Features

### Product Type Features

PCB Connector Assembly Type	PCB Mount Paddleboard Connector
Connector System	Cable-to-Board
Connector & Contact Terminates To	Printed Circuit Board, Wire & Cable

### Configuration Features

Wire Entry Location	Top
PCB Mount Orientation	Vertical
Number of Positions	4
Compatible With Wire & Cable Type	Ribbon Cable
Number of Rows	2

### Electrical Characteristics

Insulation Resistance	1000 M $\Omega$
Operating Voltage	100 VAC

### Body Features

Primary Product Color	Red
-----------------------	-----

### Contact Features

PCB Contact Termination Area Plating Material Thickness	3 – 5 $\mu\text{m}$ [118.11 – 196.85 $\mu\text{in}$ ]
---	---



Wire Contact Termination Area Plating Thickness	1 $\mu\text{m}$ [39.37 $\mu\text{in}$ ]
---	---

Wire Contact Termination Area Plating Material Finish	Matte
---	-------

Wire Contact Termination Area Plating Material	Tin
--	-----

PCB Contact Termination Area Plating Material Finish	Matte
--	-------

Contact Underplating Material	Nickel
-------------------------------	--------

PCB Contact Termination Area Plating Material	Tin
---	-----

Contact Base Material	Phosphor Bronze
-----------------------	-----------------

Contact Current Rating (Max)	1.5 A
------------------------------	-------

### Termination Features

Rectangular Termination Post & Tail Thickness	.5 mm[.02 in]
---	---------------

Rectangular Termination Post & Tail Width	.4 mm[.015 in]
---	----------------

Termination Post & Tail Length	3.2 mm[.125 in]
--------------------------------	-----------------

Termination Method to Printed Circuit Board	Through Hole - Solder
---	-----------------------

### Mechanical Attachment

PCB Mount Retention Type	Kinked Solder Tails
--------------------------	---------------------

PCB Mount Alignment	With
---------------------	------

PCB Mount Retention	With
---------------------	------

### Housing Features

Centerline (Pitch)	1.27 mm[.05 in]
--------------------	-----------------

Housing Material	PBT GF
------------------	--------

### Dimensions

Connector Length	8.6 mm[.339 in]
------------------	-----------------

Connector Height	5.1 mm[.2 in]
------------------	---------------

Row-to-Row Spacing	2 mm[.059 in]
--------------------	---------------

Compatible Insulation Diameter Range	.8 – 1 mm[.035 – .039 in]
--------------------------------------	---------------------------

Wire Size	.08 – .09 mm <sup>2</sup>
-----------	---------------------------

### Usage Conditions

Operating Temperature Range	-40 – 105 °C[-40 – 221 °F]
-----------------------------	----------------------------

### Operation/Application

Solder Process Feature	Board Standoff
------------------------	----------------

Circuit Application	Signal
---------------------	--------

### Industry Standards



Approved Standards	UL E28476
--------------------	-----------

UL Flammability Rating	UL 94V-0
------------------------	----------

### Packaging Features

Packaging Quantity	250
--------------------	-----

Packaging Type	Box, Carton
----------------	-------------

### Product Compliance

[For compliance documentation, visit the product page on TE.com>](#)

EU RoHS Directive 2011/65/EU	Compliant
------------------------------	-----------

EU ELV Directive 2000/53/EC	Compliant
-----------------------------	-----------

China RoHS 2 Directive MIIT Order No 32, 2016	No Restricted Materials Above Threshold
---	---

EU REACH Regulation (EC) No. 1907/2006	Current ECHA Candidate List: JUNE 2023 (235) Candidate List Declared Against: JUNE 2023 (235) Does not contain REACH SVHC
--	---

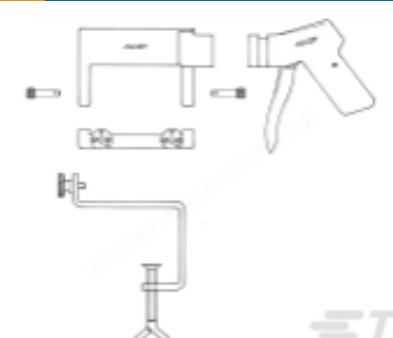
Halogen Content	Not Low Halogen - contains Br or Cl > 900 ppm.
-----------------	--

Solder Process Capability	Wave solder capable to 265°C
---------------------------	------------------------------

#### Product Compliance Disclaimer

This information is provided based on reasonable inquiry of our suppliers and represents our current actual knowledge based on the information they provided. This information is subject to change. The part numbers that TE has identified as EU RoHS compliant have a maximum concentration of 0.1% by weight in homogenous materials for lead, hexavalent chromium, mercury, PBB, PBDE, DBP, BBP, DEHP, DIBP, and 0.01% for cadmium, or qualify for an exemption to these limits as defined in the Annexes of Directive 2011/65/EU (RoHS2). Finished electrical and electronic equipment products will be CE marked as required by Directive 2011/65/EU. Components may not be CE marked. Additionally, the part numbers that TE has identified as EU ELV compliant have a maximum concentration of 0.1% by weight in homogenous materials for lead, hexavalent chromium, and mercury, and 0.01% for cadmium, or qualify for an exemption to these limits as defined in the Annexes of Directive 2000/53/EC (ELV). Regarding the REACH Regulation, the information TE provides on SVHC in articles for this part number is based on the latest European Chemicals Agency (ECHA) 'Guidance on requirements for substances in articles' posted at this URL: <https://echa.europa.eu/guidance-documents/guidance-on-reach>

### Compatible Parts



TE Part # 734155-1  
Micro-MaTch HANDTOOL KIT w.o. ADAPTER



TE Part # 734024-1  
Micro-MaTch ADAPTER, 4-24 POS.



TE Part # 438685-1  
TERM.PUSHER ASSY




TE Part # 677412-4  
SEMI AUTO.MACHINE, MICRO-MATCH, 4-24 POS

## Also in the Series | Micro-MaTch Industrial




Board-In Connectors(20)




Insertion & Extraction Tools(1)




PCB Headers & Receptacles(1)



Pluggable I/O Cable Assemblies(52)



Ribbon Cable Connectors(185)



Wire-to-Board Connector Contacts(4)

## Customers Also Bought



TE Part #7-215083-4  
MICRO-MATCH MOW.04P



TE Part #9-1879354-7  
RR03 5% 3K3 AMMO



TE Part #1-968718-1  
MESSERLEISTE MIX42P




TE Part #1394090-1  
Signal Header




TE Part #1462043-4  
IME06GR=IM RELAY 140mW 12V 2NO



TE Part #235267-E  
MRDEZT M12 VERRIEG.SCHRAUBE 90GR \*\*\* J



TE Part #A02076-000  
CI-E243-01A-G-NL-NL



TE Part #F94297-000  
CI-E243-01VGPZPZ



## Documents

### Product Drawings

[MICRO-MATCH PBC.04P](#)

English

---

### CAD Files

[3D PDF](#)

3D

Customer View Model

[ENG\\_CVM\\_CVM\\_7-215570-4\\_S.2d\\_dxf.zip](#)

English

Customer View Model

[ENG\\_CVM\\_CVM\\_7-215570-4\\_S.3d\\_igs.zip](#)

English

Customer View Model

[ENG\\_CVM\\_CVM\\_7-215570-4\\_S.3d\\_stp.zip](#)

English

By downloading the CAD file I accept and agree to the [Terms and Conditions](#) of use.

---

### Datasheets & Catalog Pages

[Micro-MaTch Catalog](#)

English

[Ribbon Cable Interconnect Solutions](#)

English

[Centerline Micro-Match Connector Series](#)

English

---

### Product Specifications

[Application Specification](#)

English

[micro match miniature connector system](#)

English

---

### Product Environmental Compliance

[TE Material Declaration](#)

English