



Terminals & Splices > Automotive Terminals > MCON Receptacle and Tab



Terminal Type: **Receptacle**

Mating Tab Width: 1.2 mm [.047 in]

Mating Tab Thickness: .6 mm [.024 in]

Terminal Transmits: 25 – 40 A (Power)

Wire Size: 17 – 15 AWG

[All MCON Receptacle and Tab \(103\)](#)

## Features

### Product Type Features

Receptacle Style	180°
Sealable	Yes
Primary Locking Feature	Locking Lance

### Body Features

Terminal Seal Type	Single Wire Seal (SWS)
--------------------	------------------------

### Contact Features

Contact Size	1.2mm
Contact Fabrication	Stamped & Formed
Wire Contact Termination Area Plating Material	Tin
Typical Current Rating	25 A
Crimp Type	F-Crimp
Terminal Type	Receptacle



Mating Tab Width	1.2 mm [.047 in]
Mating Tab Thickness	.6 mm [.024 in]
Interface Plating	Tin (Sn)

### Termination Features

Termination Method to Wire & Cable	Crimp
Product Terminates To	Wire

### Dimensions

Compatible Insulation Diameter Range	1.6 – 2.4 mm [.063 – .094 in]
Wire Size	1 – 1.5 mm <sup>2</sup>
Wire Size Search	15 AWG, 16 AWG, 17 AWG

### Usage Conditions

Insulation Option	Uninsulated
Operating Temperature (Max)	80 °C, 85 °C, 90 °C, 100 °C, 105 °C, 110 °C, 120 °C, 125 °C, 130 °C [176 °F][185 °F][194 °F][212 °F][221 °F][230 °F][248 °F][257 °F][266 °F]
Operating Temperature Range	-40 – 130 °C [-40 – 266 °F]

### Operation/Application

Compatible With Wire Base Material	Copper
------------------------------------	--------

### Industry Standards

Agency/Standard	LV214
-----------------	-------

### Packaging Features

Packaging Quantity	6000
Packaging Method	Reel

### Other

Terminal Transmits	25 – 40 A (Power)
--------------------	-------------------

### Product Compliance

[For compliance documentation, visit the product page on TE.com>](#)

EU RoHS Directive 2011/65/EU	Compliant
EU ELV Directive 2000/53/EC	Compliant
China RoHS 2 Directive MIIT Order No 32, 2016	No Restricted Materials Above Threshold
EU REACH Regulation (EC) No. 1907/2006	



Current ECHA Candidate List: JUNE 2023 (235)  
 Candidate List Declared Against: JUNE 2023 (235)  
 Does not contain REACH SVHC

Halogen Content  
 Low Halogen - Br, Cl, F, I < 900 ppm per homogenous material. Also BFR/CFR/PVC Free

Solder Process Capability  
 Not reviewed for solder process capability



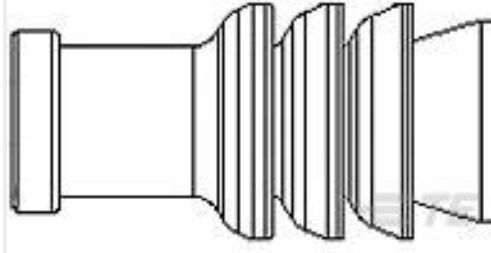
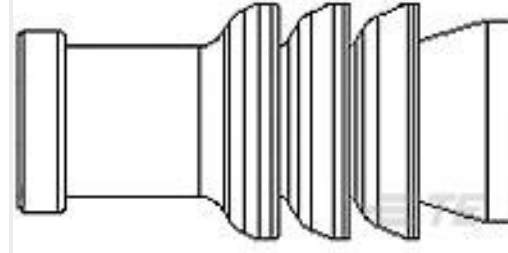








Product Compliance Disclaimer

This information is provided based on reasonable inquiry of our suppliers and represents our current actual knowledge based on the information they provided. This information is subject to change. The part numbers that TE has identified as EU RoHS compliant have a maximum concentration of 0.1% by weight in homogenous materials for lead, hexavalent chromium, mercury, PBB, PBDE, DBP, BBP, DEHP, DIBP, and 0.01% for cadmium, or qualify for an exemption to these limits as defined in the Annexes of Directive 2011/65/EU (RoHS2). Finished electrical and electronic equipment products will be CE marked as required by Directive 2011/65/EU. Components may not be CE marked. Additionally, the part numbers that TE has identified as EU ELV compliant have a maximum concentration of 0.1% by weight in homogenous materials for lead, hexavalent chromium, and mercury, and 0.01% for cadmium, or qualify for an exemption to these limits as defined in the Annexes of Directive 2000/53/EC (ELV). Regarding the REACH Regulation, the information TE provides on SVHC in articles for this part number is based on the latest European Chemicals Agency (ECHA) 'Guidance on requirements for substances in articles' posted at this URL: <https://echa.europa.eu/guidance-documents/guidance-on-reach>









## Compatible Parts



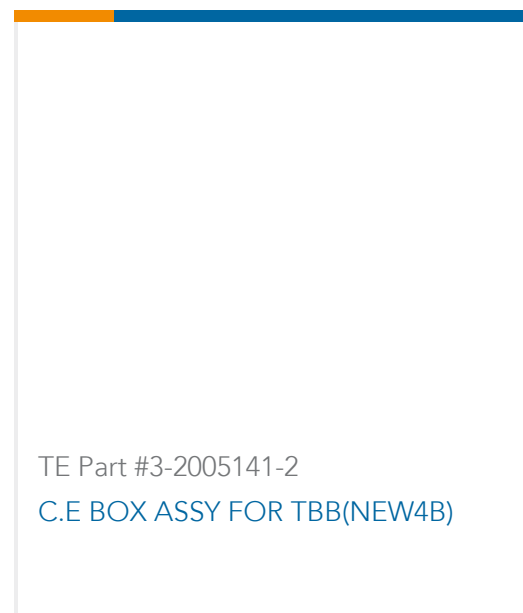
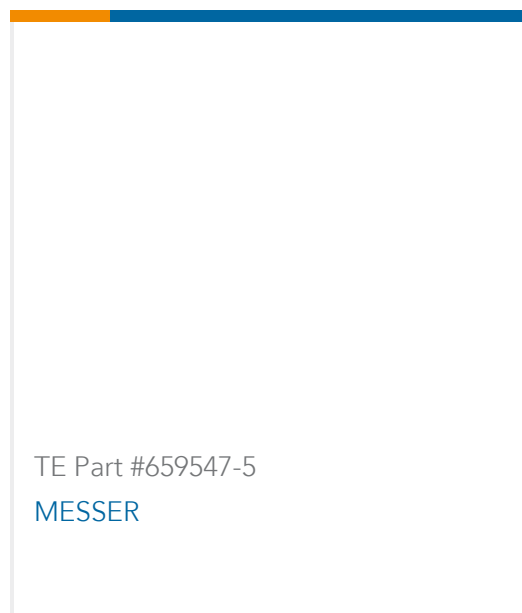
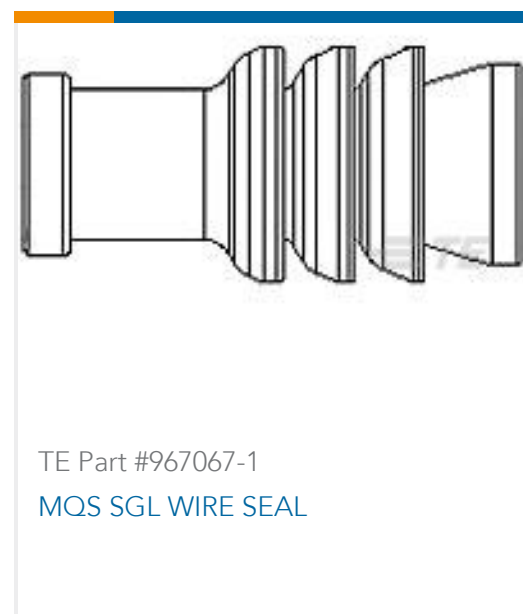


 <p>TE Part # 1-1718644-1 3POS, MCON 1.2 LL REC SEALED</p>	 <p>TE Part # 964972-1 EINZELLEITERDICHTNG</p>	 <p>TE Part # 963142-2 SWS, MQS, CVTY DIA, 4.0, GRY</p>	 <p>TE Part # 967067-1 MQS SGL WIRE SEAL</p>
 <p>TE Part # 967067-2 MQS EINZELLEITDICHT</p>	 <p>TE Part # 2305570-1 Strip Terminal Cutter-Side Feed-No Crimp</p>	 <p>TE Part # 1718762-1 MCON 1.2 LL TAB SWS SN</p>	 <p>TE Part # 1801600-4 RECEPTACLE HOUSING, MCON, 10 W, SEALED</p>
 <p>TE Part # 2-1670917-1 3POS, MCON 1.2 LL REC SEALED</p>	 <p>TE Part # 2-1718643-1 2POS, MCON 1.2 LL REC SEALED</p>	 <p>TE Part # 3-1718643-1 2POS, MCON 1.2 LL REC SEALED</p>	 <p>TE Part # 1-1718644-5 3POS, MCON 1.2 LL REC SEALED</p>

Also in the Series | MCON Interconnection System

 <p>Automotive Connector Caps &amp; Covers (24)</p>	 <p>Automotive Connector Locks &amp; Position Assurance(11)</p>	 <p>Automotive Housings(320)</p>	 <p>Automotive Terminals(122)</p>
 <p>Connector Seals &amp; Cavity Plugs(10)</p>	 <p>Insertion &amp; Extraction Tools(31)</p>	 <p>Other Automotive Connector Accessories(2)</p>	 <p>PCB Headers &amp; Receptacles(2)</p>

Customers Also Bought



## Documents

### Product Drawings

[MCON 1.2 LL REC SWS SN](#)

German

[MCON 1.2 LL REC SWS SN](#)

English

### CAD Files

[3D PDF](#)

3D

Customer View Model

[ENG\\_CVM\\_CVM\\_7-1452671-1\\_A.2d\\_dxf.zip](#)

English

Customer View Model

[ENG\\_CVM\\_CVM\\_7-1452671-1\\_A.3d\\_igs.zip](#)

English

Customer View Model

[ENG\\_CVM\\_CVM\\_7-1452671-1\\_A.3d\\_stp.zip](#)

English



---

**Datasheets & Catalog Pages**

**MCON Interconnection System**

English

---

**Product Specifications**

**Application Specification**

English

**Application Specification**

English