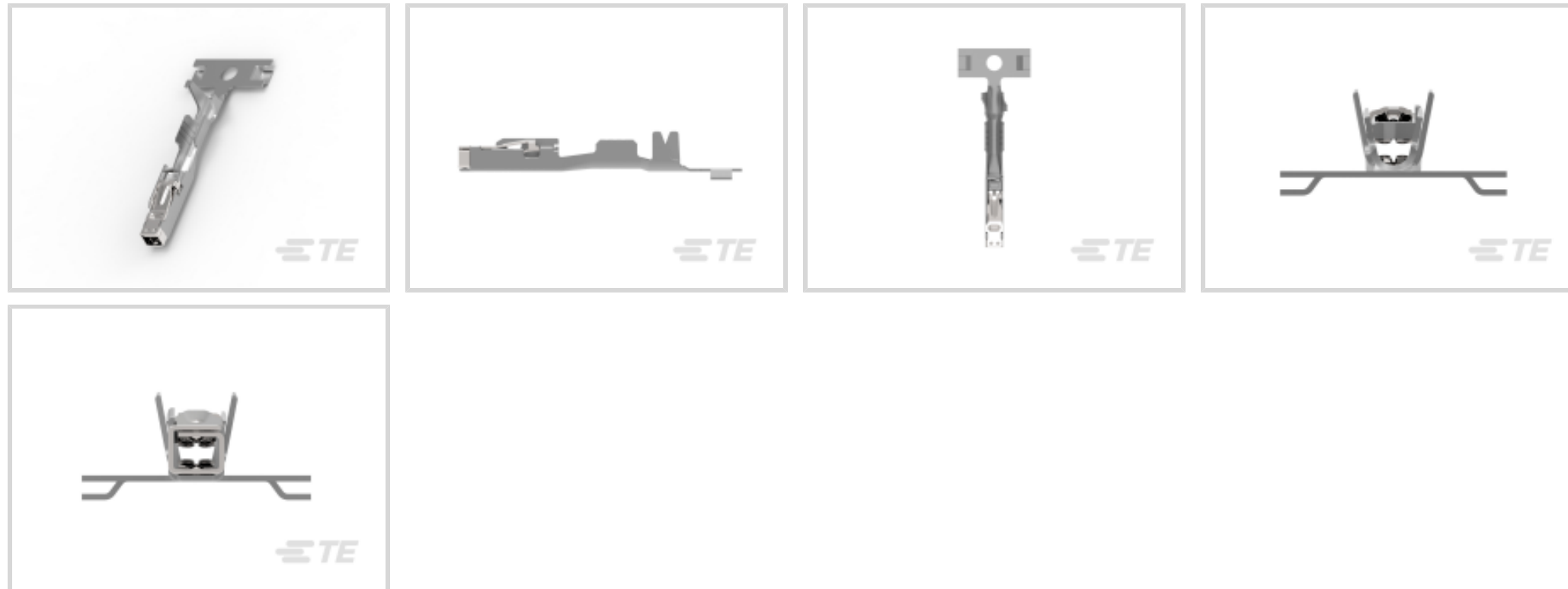




Terminals & Splices > Automotive Terminals > MCON Receptacle and Tab



Terminal Type: **Receptacle**

Mating Tab Width: 1.2 mm [.047 in]

Mating Tab Thickness: .6 mm [.024 in]

Terminal Transmits: 0 – 24 A (Low Power)

Wire Size: 20 – 18 AWG

[All MCON Receptacle and Tab \(103\)](#)

Features

Product Type Features

| | |
|-------------------------|---------------|
| Receptacle Style | 180° |
| Sealable | No |
| Primary Locking Feature | Locking Lance |

Contact Features

| | |
|--|------------------|
| Contact Size | 1.2mm |
| Contact Fabrication | Stamped & Formed |
| Wire Contact Termination Area Plating Material | Tin |
| Typical Current Rating | 16 A |
| Crimp Type | F-Crimp |
| Terminal Type | Receptacle |
| Mating Tab Width | 1.2 mm [.047 in] |
| Mating Tab Thickness | .6 mm [.024 in] |
| Interface Plating | Silver (Ag) |



Termination Features

| | |
|------------------------------------|-------|
| Termination Method to Wire & Cable | Crimp |
| Product Terminates To | Wire |

Dimensions

| | |
|--------------------------------------|-------------------------------|
| Compatible Insulation Diameter Range | 1.3 – 1.9 mm [.051 – .074 in] |
| Wire Size | .5 – .75 mm ² |
| Wire Size Search | 18 AWG, 19 AWG, 20 AWG |

Usage Conditions

| | |
|-----------------------------|--|
| Insulation Option | Uninsulated |
| Operating Temperature (Max) | 80 °C, 85 °C, 90 °C, 100 °C, 105 °C, 110 °C, 120 °C, 125 °C, 130 °C, 140 °C, 145 °C, 150 °C [176 °F][185 °F][194 °F][212 °F][221 °F][230 °F][248 °F][257 °F][266 °F][284 °F][293 °F][302 °F] |
| Operating Temperature Range | -40 – 150 °C [-40 – 302 °F] |

Operation/Application

| | |
|------------------------------------|--------|
| Compatible With Wire Base Material | Copper |
|------------------------------------|--------|

Industry Standards

| | |
|-----------------|-------|
| Agency/Standard | LV214 |
|-----------------|-------|

Packaging Features

| | |
|--------------------|------|
| Packaging Quantity | 9000 |
| Packaging Method | Reel |

Other

| | |
|--------------------|----------------------|
| Terminal Transmits | 0 – 24 A (Low Power) |
|--------------------|----------------------|

Product Compliance

[For compliance documentation, visit the product page on TE.com>](#)

| | |
|---|--|
| EU RoHS Directive 2011/65/EU | Compliant |
| EU ELV Directive 2000/53/EC | Compliant |
| China RoHS 2 Directive MIIT Order No 32, 2016 | No Restricted Materials Above Threshold |
| EU REACH Regulation (EC) No. 1907/2006 | Current ECHA Candidate List: JUNE 2023 (235) Candidate List Declared Against: JUNE 2023 (235) |



Does not contain REACH SVHC

Halogen Content

Low Halogen - Br, Cl, F, I < 900 ppm per homogenous material. Also BFR/CFR/PVC Free

Solder Process Capability

Not reviewed for solder process capability

Product Compliance Disclaimer

This information is provided based on reasonable inquiry of our suppliers and represents our current actual knowledge based on the information they provided. This information is subject to change. The part numbers that TE has identified as EU RoHS compliant have a maximum concentration of 0.1% by weight in homogenous materials for lead, hexavalent chromium, mercury, PBB, PBDE, DBP, BBP, DEHP, DIBP, and 0.01% for cadmium, or qualify for an exemption to these limits as defined in the Annexes of Directive 2011/65/EU (RoHS2). Finished electrical and electronic equipment products will be CE marked as required by Directive 2011/65/EU. Components may not be CE marked. Additionally, the part numbers that TE has identified as EU ELV compliant have a maximum concentration of 0.1% by weight in homogenous materials for lead, hexavalent chromium, and mercury, and 0.01% for cadmium, or qualify for an exemption to these limits as defined in the Annexes of Directive 2000/53/EC (ELV). Regarding the REACH Regulation, the information TE provides on SVHC in articles for this part number is based on the latest European Chemicals Agency (ECHA) 'Guidance on requirements for substances in articles' posted at this URL: <https://echa.europa.eu/guidance-documents/guidance-on-reach>

Compatible Parts



TE Part # 5-1579007-3
EXTRACTION TOOL



TE Part # 2-1670916-1
2POS, MCON 1.2 LL REC SEALED



TE Part # 1-1670916-1
2POS, MCON 1.2 LL REC SEALED



TE Part # 2305570-1
Strip Terminal Cutter-Side Feed-No Crimp



TE Part # 5-1418760-3
MCON 1.2 LL TAB STC AG



TE Part # 2151037-1
OCEAN_2.0_APPLICATOR-S-055F072SP



TE Part # 1-1670919-3
6POS, MCON 1.2, REC HSG ASSY, SLD, COD A



TE Part # 2-1670442-9
38POS, MIXED, REC. HSG



TE Part # 2151037-2
OCEAN_2.0_APPLICATOR-S-055F072SP



TE Part # 2278770-1
4P SOCKET HOUSING



TE Part # 2278770-2
8P SOCKET HOUSING



TE Part # 2382871-1
16POS, MCON 1.2, REC HSG ASSY, UNSLD, COD A



TE Part # 2382871-2
16POS, MCON 1.2, REC HSG ASSY, UNSLD, COD A



TE Part # 2382871-3
16POS, MCON 1.2, REC HSG ASSY, UNSLD, COD A



TE Part # 2382871-4
16POS, MCON 1.2, REC HSG ASSY, UNSLD, COD A



TE Part # 2382877-1
3POS, MCON 1.2, REC HSG, UNSLD, COD A



TE Part # 2382877-2
3POS, MCON 1.2, REC HSG, UNSLD, COD A



TE Part # 2382877-3
3POS, MCON 1.2, REC HSG, UNSLD, COD A

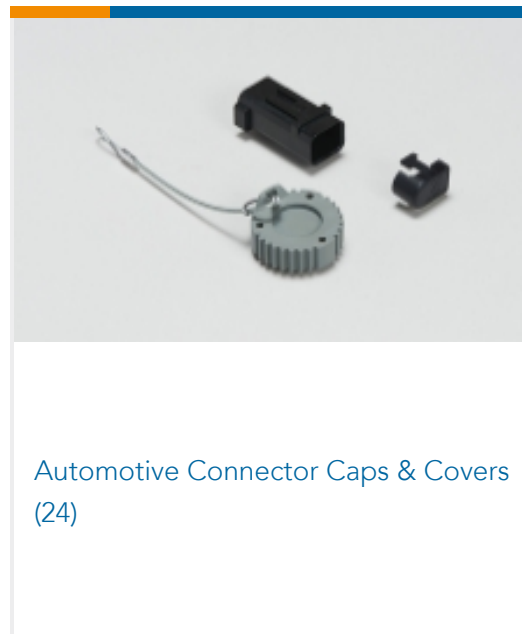


TE Part # 2382877-4
3POS, MCON 1.2, REC HSG, UNSLD, COD A

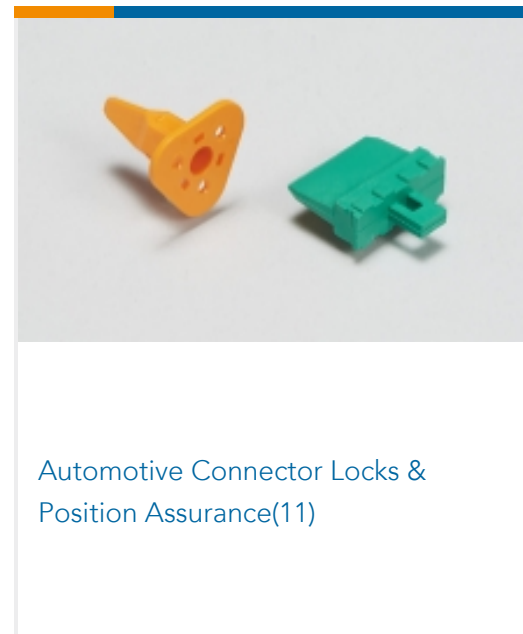


TE Part # 2382878-2
3POS, 1.2X0.63, TAB HSG, UNSLD, COD A

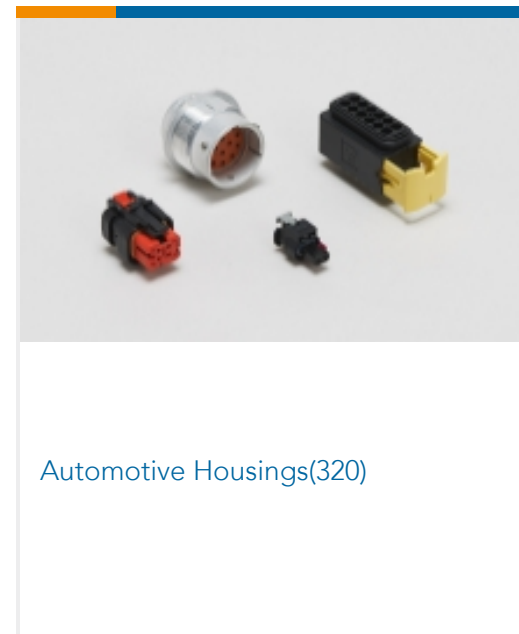
Also in the Series | MCON Interconnection System



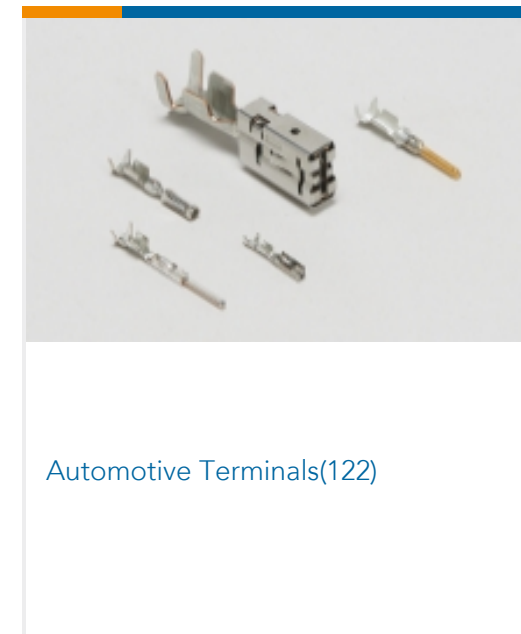
Automotive Connector Caps & Covers (24)




Automotive Connector Locks & Position Assurance (11)



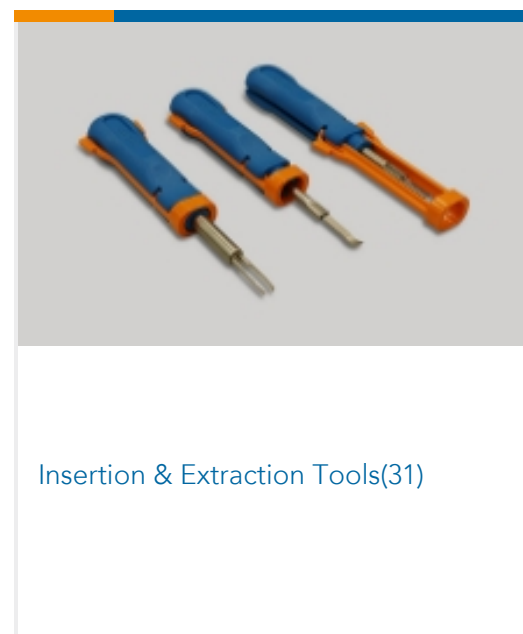
Automotive Housings (320)




Automotive Terminals (122)



Connector Seals & Cavity Plugs (5)



Insertion & Extraction Tools (31)



Other Automotive Connector Accessories (7)



PCB Headers & Receptacles (2)

Customers Also Bought



TE Part #1488903-1
1X8 UNSEALED PLUG W/ MODIFIED THUMBPAD



TE Part #2-6437285-8
SUPER SEAL 26POS CAP ASSY H AU



TE Part #1-1438299-1
GET MALE TERM, B, AG REREEL



TE Part #DT06-12SD-C017
PLG, 12P, BRN, BLOCKED, D



Documents

Product Drawings

MCON 1.2 LL REC SRC AG

English

CAD Files

3D PDF

3D

Customer View Model

[ENG_CVM_CVM_7-1452656-3_A.2d_dxf.zip](#)

English

Customer View Model

[ENG_CVM_CVM_7-1452656-3_A.3d_igs.zip](#)

English

Customer View Model

[ENG_CVM_CVM_7-1452656-3_A.3d_stp.zip](#)

English

By downloading the CAD file I accept and agree to the [Terms and Conditions](#) of use.

Datasheets & Catalog Pages

MCON Interconnection System

English

Product Specifications

Application Specification

English

Application Specification

English

7-1452656-3

Automotive Terminals, Receptacle, Mating Tab Width 1.2 mm [.047 in], Tab Thickness .6 mm [.024 in], 20 – 18 AWG Wire Size, MCON Interconnection System

