

7-1393808-6 ✓ ACTIVE

Axicom | Axicom Cradle Relay N

TE Internal #: 7-1393808-6

Signal Relays, 250 VDC Contact Voltage, 250 VAC Contact Voltage,  
144 mW Coil Power (DC), Printed Circuit Board, Axicom Cradle  
Relay N

[View on TE.com >](#)



Relays, Contactors & Switches > Relays > Signal Relays > Signal Relays: 5 Amp, Monostable DC



Contact Voltage Rating: **250 VDC**

Signal Relay Coil Power Rating (DC): **144 mW**

Signal Relay Mounting Type: **Printed Circuit Board**

Signal Relay Terminal Type: **Plug-In, Solder**

[All Signal Relays: 5 Amp, Monostable DC \(72\)](#)

## Features

### Product Type Features

Relay Type	Cradle N Relay V23154/V23162
Relay Style	Cradle N Relay
Product Type	Relay

### Electrical Characteristics

Coil Power Rating Class	600 – 800 mW
Actuating System	AC/DC
Input Voltage	250 VDC
Insulation Initial Dielectric Between Open Contacts	1000 Vrms
Contact Limiting Short-Time Current	5 A
Insulation Initial Dielectric Between Contacts and Coil	1500 Vrms
Insulation Initial Dielectric Between Coil/Contact Class	1000 V – 1500 VA
Insulation Initial Dielectric Between Adjacent Contacts	1000 Vrms
Power Consumption	800 mW
Insulation Initial Resistance	1000000 MΩ
Contact Limiting Making Current	5 A
Coil Resistance	550 Ω
Contact Limiting Continuous Current	5 A
Coil Type	Monostable



Contact Limiting Breaking Current	5 A
Contact Voltage Rating	250 VDC
Signal Relay Coil Power Rating (DC)	144 mW
Signal Relay Coil Voltage Rating	6 VAC
Signal Relay Contact Switching Voltage (Max)	250 VDC
Signal Relay Coil Magnetic System	Monostable, DC

### Body Features

Weight	25 g[.883 oz]
--------	---------------

### Contact Features

Contact Plating Material	Gold
Contact Current Class	2 – 5 A
Contact Special Features	Single Contact
Signal Relay Terminal Type	Plug-In, Solder
Signal Relay Contact Current Rating	2 A
Signal Relay Contact Arrangement	4 Form C (CO)
Contact Material	Gold F
Contact Number of Poles	2

### Termination Features

Termination Type	Solder
------------------	--------

### Mechanical Attachment

Signal Relay Mounting Type	Printed Circuit Board
----------------------------	-----------------------

### Dimensions

Width Class (Mechanical)	16 – 20 mm
Width	19 mm[.748 in]
Height	30 mm[1.181 in]
Length Class (Mechanical)	25 – 30 mm
Height Class (Mechanical)	25 – 30 mm
Length	30 mm[1.181 in]
Dimensions (L x W x H) (Approximate)	19 x 30 x 30 mm[.748 x 1.181 x 1.181 in]

### Usage Conditions

Environmental Ambient Temperature (Max)	70 °C[158 °F]
Environmental Ambient Temperature Class	50 – 70°C



Operating Temperature Range	-40 – 70 °C
-----------------------------	-------------

### Operation/Application

Performance Type	Standard
------------------	----------

### Packaging Features

Packaging Method	Box & Carton
------------------	--------------

## Product Compliance

[For compliance documentation, visit the product page on TE.com>](#)

EU RoHS Directive 2011/65/EU	Compliant
------------------------------	-----------

EU ELV Directive 2000/53/EC	Compliant
-----------------------------	-----------

China RoHS 2 Directive MIIT Order No 32, 2016	No Restricted Materials Above Threshold
---	---

EU REACH Regulation (EC) No. 1907/2006	Current ECHA Candidate List: JUNE 2023 (235) Candidate List Declared Against: JAN 2023 (233) Does not contain REACH SVHC
--	--

Halogen Content	Low Halogen - Br, Cl, F, I < 900 ppm per homogenous material. Also BFR/CFR/PVC Free
-----------------	---

Solder Process Capability	Wave solder capable to 265°C
---------------------------	------------------------------


#### Product Compliance Disclaimer

This information is provided based on reasonable inquiry of our suppliers and represents our current actual knowledge based on the information they provided. This information is subject to change. The part numbers that TE has identified as EU RoHS compliant have a maximum concentration of 0.1% by weight in homogenous materials for lead, hexavalent chromium, mercury, PBB, PBDE, DBP, BBP, DEHP, DIBP, and 0.01% for cadmium, or qualify for an exemption to these limits as defined in the Annexes of Directive 2011/65/EU (RoHS2). Finished electrical and electronic equipment products will be CE marked as required by Directive 2011/65/EU. Components may not be CE marked. Additionally, the part numbers that TE has identified as EU ELV compliant have a maximum concentration of 0.1% by weight in homogenous materials for lead, hexavalent chromium, and mercury, and 0.01% for cadmium, or qualify for an exemption to these limits as defined in the Annexes of Directive 2000/53/EC (ELV). Regarding the REACH Regulation, the information TE provides on SVHC in articles for this part number is based on the latest European Chemicals Agency (ECHA) 'Guidance on requirements for substances in articles' posted at this URL: <https://echa.europa.eu/guidance-documents/guidance-on-reach>

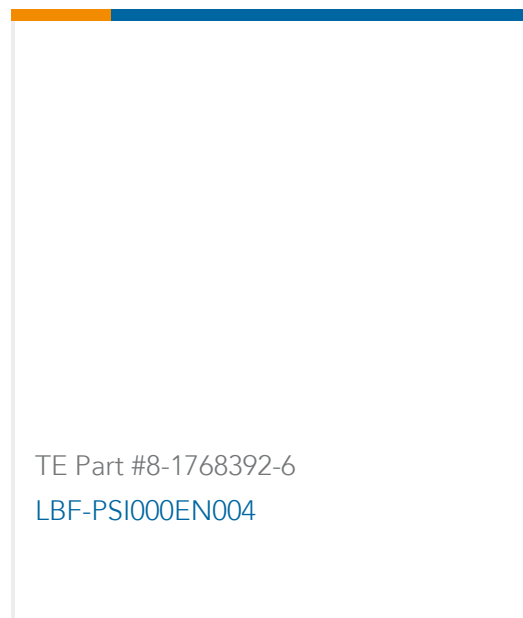
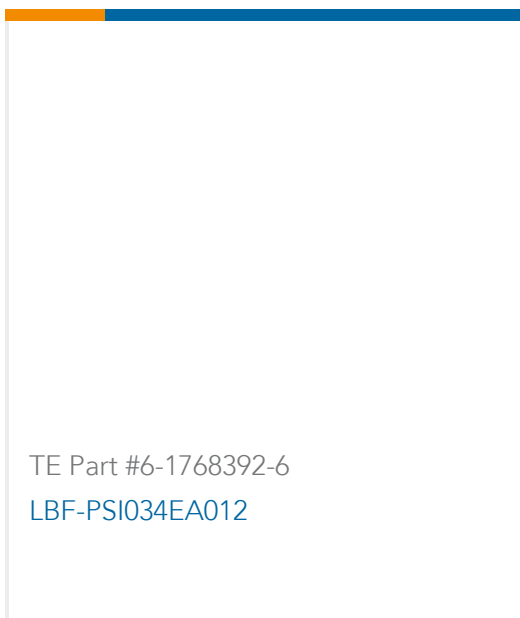
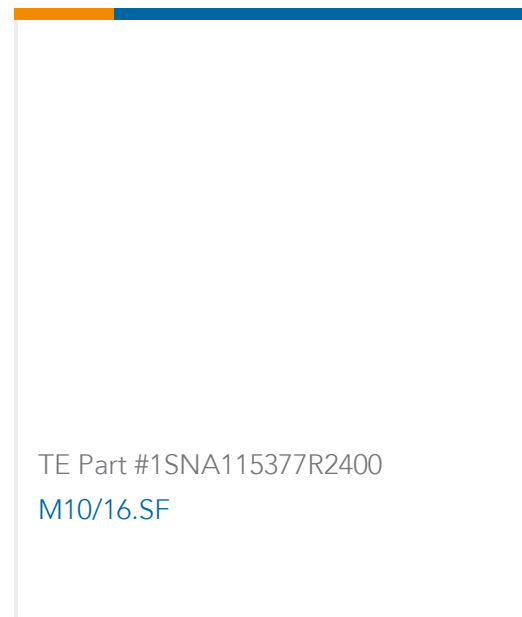
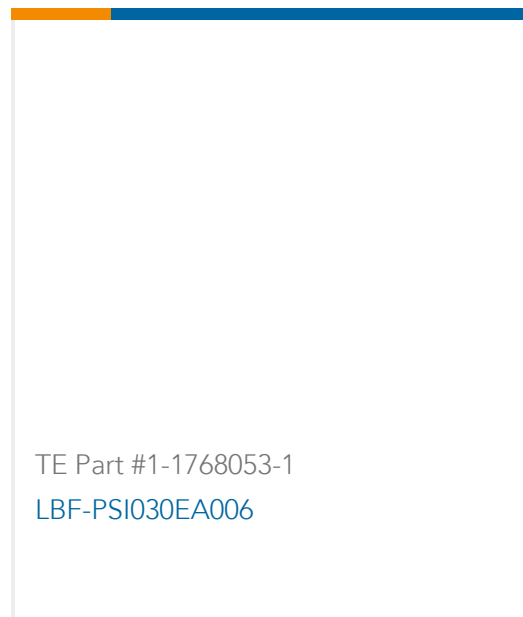
## Compatible Parts



### Also in the Series | Axicom Cradle Relay N



### Customers Also Bought





## Documents

### CAD Files

#### 3D PDF

3D

#### Customer View Model

[ENG\\_CVM\\_CVM\\_7-1393808-6\\_A.2d\\_dxf.zip](#)

English

#### Customer View Model

[ENG\\_CVM\\_CVM\\_7-1393808-6\\_A.3d\\_igs.zip](#)

English

#### Customer View Model

[ENG\\_CVM\\_CVM\\_7-1393808-6\\_A.3d\\_stp.zip](#)

English

By downloading the CAD file I accept and agree to the [Terms and Conditions](#) of use.

### Product Specifications

#### Definitions General Purpose Relays

English

#### Product Specification

English