



SCHRACK | SCHRACK Power PCB Relay RT1

TE Internal #: 7-1393239-8

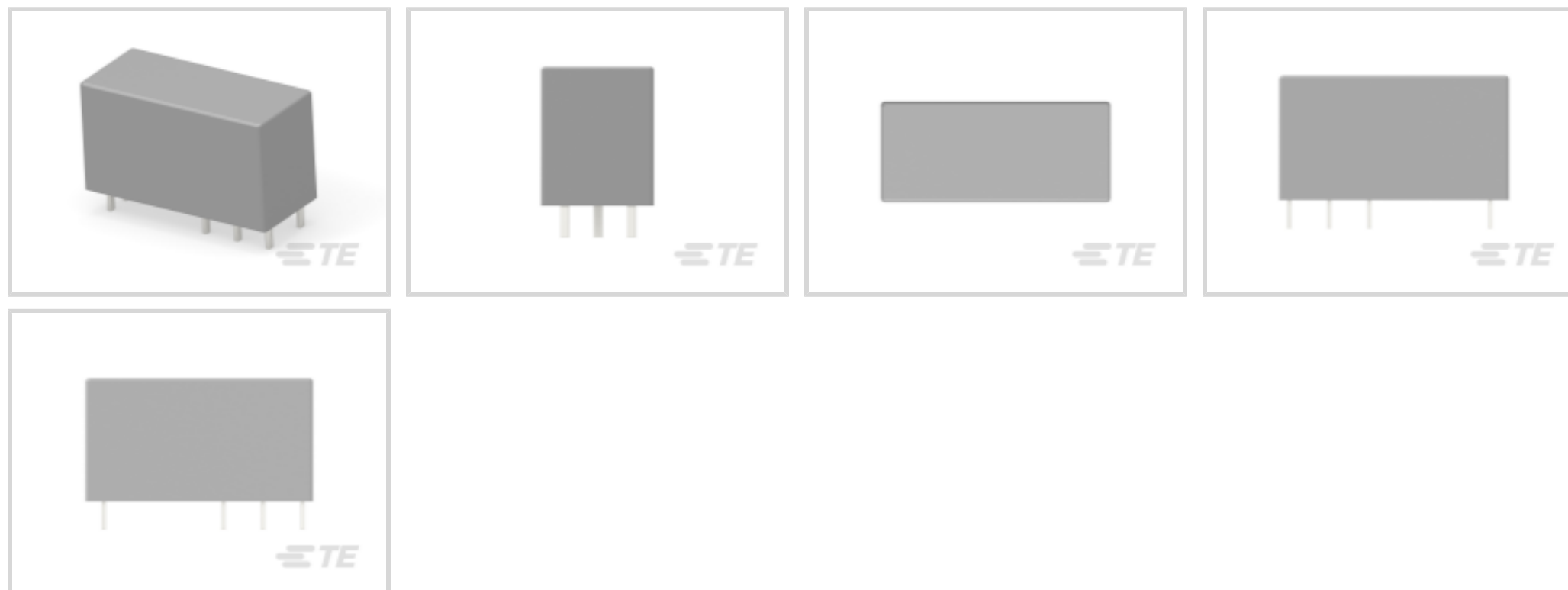
Power Relays, Standard, Bistable, 1 Coil, Polarized, 403 mW Coil

Power Rating DC, 62 Ω Coil Resistance, SCHRACK Power PCB

Relay RT1

[View on TE.com >](#)

Relays, Contactors & Switches > Relays > Power Relays



Power Relay Type: **Standard**

Coil Magnetic System: **Bistable, 1 Coil, Polarized**

Coil Power Rating DC: **403 mW**

Coil Resistance: **62 Ω**

Coil Special Features: **Magnetic Latching, UL Coil Insulation Class F**

**Features**

**Product Type Features**

Power Relay Type	Standard
------------------	----------

**Electrical Characteristics**

Insulation Initial Dielectric Between Coil & Contact Class	4000 – 5000 V
Insulation Initial Dielectric Between Open Contacts	1000 Vrms
Contact Limiting Making Current	30 A
Contact Limiting Continuous Current	16 A
Insulation Creepage Class	8 mm
Coil Power Rating Class	400 – 500 mW
Insulation Initial Dielectric Between Contacts & Coil	5000 Vrms
Insulation Creepage Between Contact & Coil	10 mm[.394 in]
Contact Limiting Breaking Current	16 A
Coil Magnetic System	Bistable, 1 Coil, Polarized
Coil Power Rating DC	403 mW
Coil Resistance	62 Ω

Coil Special Features	Magnetic Latching, UL Coil Insulation Class F
Coil Voltage Rating	5 VDC
Contact Switching Voltage (Max)	400 VAC
Contact Voltage Rating	250 VAC

### Body Features

Insulation Special Features	Tracking Index of Relay Base PTI250
Product Weight	14 g[.494 oz]

### Contact Features

Contact Arrangement	1 Form C (CO)
Contact Current Class	10 – 20 A, 16 A
Contact Current Rating (Max)	16 A
Contact Material	AgNi90/10
Contact Number of Poles	1
Relay Terminal Type	PCB-THT, Plug-In

### Mechanical Attachment

Relay Mounting Type	Printed Circuit Board, Socket
---------------------	-------------------------------

### Dimensions

Length Class (Mechanical)	25 – 30 mm
Insulation Clearance Class	8 mm
Height Class (Mechanical)	15 – 16 mm
Insulation Clearance Between Contact & Coil	10 mm[.394 in]
Width Class (Mechanical)	12 – 16 mm
Product Width	12.7 mm[.5 in]
Product Length	29 mm[1.142 in]
Product Height	15.7 mm[.618 in]

### Usage Conditions

Environmental Ambient Temperature (Max)	85 °C[185 °F]
---	---------------

### Packaging Features

Packaging Method	Carton, Tube
------------------	--------------

### Product Compliance

For compliance documentation, visit the product page on [TE.com](https://www.te.com)>




EU RoHS Directive 2011/65/EU	Compliant
EU ELV Directive 2000/53/EC	Compliant
China RoHS 2 Directive MIIT Order No 32, 2016	No Restricted Materials Above Threshold
EU REACH Regulation (EC) No. 1907/2006	Current ECHA Candidate List: JUNE 2023 (235) Candidate List Declared Against: JUNE 2023 (235) Does not contain REACH SVHC
Halogen Content	Not Low Halogen - contains Br or Cl > 900 ppm.
Solder Process Capability	Wave solder capable to 265°C


Product Compliance Disclaimer

This information is provided based on reasonable inquiry of our suppliers and represents our current actual knowledge based on the information they provided. This information is subject to change. The part numbers that TE has identified as EU RoHS compliant have a maximum concentration of 0.1% by weight in homogenous materials for lead, hexavalent chromium, mercury, PBB, PBDE, DBP, BBP, DEHP, DIBP, and 0.01% for cadmium, or qualify for an exemption to these limits as defined in the Annexes of Directive 2011/65/EU (RoHS2). Finished electrical and electronic equipment products will be CE marked as required by Directive 2011/65/EU. Components may not be CE marked. Additionally, the part numbers that TE has identified as EU ELV compliant have a maximum concentration of 0.1% by weight in homogenous materials for lead, hexavalent chromium, and mercury, and 0.01% for cadmium, or qualify for an exemption to these limits as defined in the Annexes of Directive 2000/53/EC (ELV). Regarding the REACH Regulation, the information TE provides on SVHC in articles for this part number is based on the latest European Chemicals Agency (ECHA) 'Guidance on requirements for substances in articles' posted at this URL: <https://echa.europa.eu/guidance-documents/guidance-on-reach>

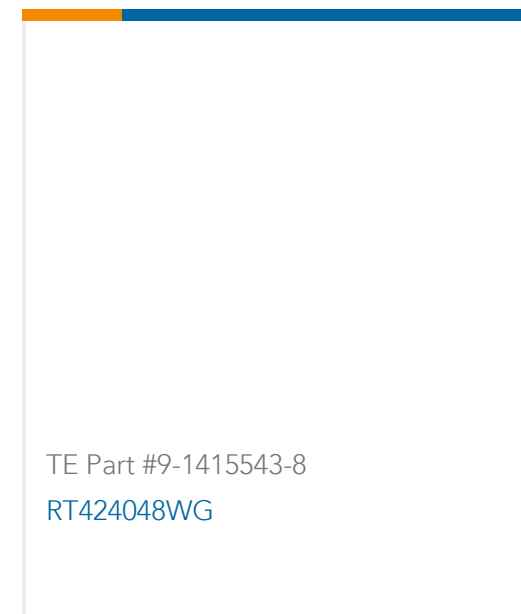
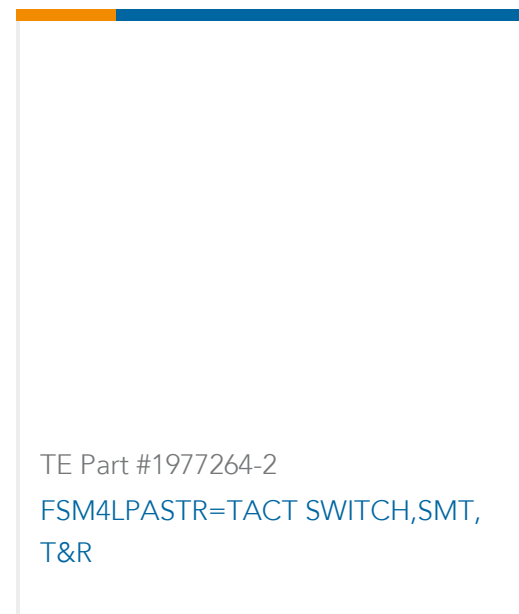
### Compatible Parts



### Also in the Series | SCHRACK Power PCB Relay RT1



## Customers Also Bought



## Documents

### CAD Files

#### Customer View Model

[ENG\\_CVM\\_CVM\\_7-1393239-8\\_D.3d\\_igs.zip](#)

English

#### Customer View Model

[ENG\\_CVM\\_CVM\\_7-1393239-8\\_D.3d\\_stp.zip](#)

English

#### Customer View Model

[ENG\\_CVM\\_CVM\\_7-1393239-8\\_D.2d\\_dxf.zip](#)

English

### 3D PDF

3D

By downloading the CAD file I accept and agree to the [Terms and Conditions](#) of use.

### Datasheets & Catalog Pages

#### Power PCB Relay RT1 bistable

English

### Product Specifications

#### Definitions General Purpose Relays

English

### Agency Approvals

#### VDE Certificate

English

RT314A05

Power Relays, Standard, Bistable, 1 Coil, Polarized, 403 mW Coil Power Rating DC, 62  $\Omega$  Coil Resistance, SCHRACK Power PCB Relay RT1

