

7-1393236-4 ✓ ACTIVE

SCHRACK | SCHRACK Slimline PCB Relay SNR

TE Internal #: 7-1393236-4

Power Relays, Standard, Monostable, DC, 170 mW Coil Power Rating DC, 3390 Ω Coil Resistance, SCHRACK Slimline PCB Relay SNR

[View on TE.com >](#)



Relays, Contactors & Switches > Relays > Power Relays



Power Relay Type: **Standard**

Coil Magnetic System: **Monostable, DC**

Coil Power Rating DC: **170 mW**

Coil Resistance: **3390 Ω**

Coil Special Features: **UL Coil Insulation Class F**

Features

Product Type Features

Power Relay Type	Standard
------------------	----------

Electrical Characteristics

Insulation Initial Dielectric Between Coil & Contact Class	3500 – 4000 V
Insulation Initial Dielectric Between Contacts & Coil	1000 V
Contact Limiting Making Current	10 A
Contact Limiting Short-Time Current	6 A
Contact Limiting Continuous Current	10 A
Insulation Creepage Class	5.5 – 8 mm
Coil Power Rating Class	150 – 200 mW
Insulation Creepage Between Contact & Coil	8 mm [.315 in]
Contact Limiting Breaking Current	6 A
Coil Magnetic System	Monostable, DC
Coil Power Rating DC	170 mW
Coil Resistance	3390 Ω
Coil Special Features	UL Coil Insulation Class F
Coil Voltage Rating	24 VDC
Contact Switching Load (Min)	100mA @ 12V
Contact Switching Voltage (Max)	400 VAC



Contact Voltage Rating	250 VAC
------------------------	---------

Body Features

Insulation Special Features	Tracking Index of Relay Base PTI250
-----------------------------	-------------------------------------

Product Weight	6 g[.2116 oz]
----------------	---------------

Contact Features

Contact Plating Material	Gold
--------------------------	------

Contact Arrangement	1 Form C (CO)
---------------------	---------------

Contact Current Class	5 – 10 A, 16 A
-----------------------	----------------

Contact Current Rating (Max)	6 A
------------------------------	-----

Contact Material	AgSnO ₂
------------------	--------------------

Contact Number of Poles	1
-------------------------	---

Relay Terminal Type	PCB-THT
---------------------	---------

Mechanical Attachment

Relay Mounting Type	Printed Circuit Board
---------------------	-----------------------

Dimensions

Length Class (Mechanical)	25 – 30 mm
---------------------------	------------

Width Class (Mechanical)	0 – 6 mm
--------------------------	----------

Product Width	5 mm[.197 in]
---------------	---------------

Product Length	28 mm
----------------	-------

Usage Conditions

Environmental Ambient Temperature Class	70 – 85 °C
---	------------

Environmental Ambient Temperature (Max)	85 °C[185 °F]
---	---------------

Packaging Features

Packaging Method	Box & Tube, Tube
------------------	------------------

Product Compliance

[For compliance documentation, visit the product page on TE.com>](#)

EU RoHS Directive 2011/65/EU	Compliant
------------------------------	-----------

EU ELV Directive 2000/53/EC	Compliant
-----------------------------	-----------

China RoHS 2 Directive MIIT Order No 32, 2016	No Restricted Materials Above Threshold
---	---

EU REACH Regulation (EC) No. 1907/2006	Current ECHA Candidate List: JUNE 2023 (235)
--	--



Candidate List Declared Against: JUNE 2023 (235)
 SVHC > Threshold:
 Methanone, (diphenylphosphinyl)(2,4,6-trimethylphenyl)- (1% in Component Part)

Article Safe Usage Statements:
 Wash thoroughly after handling. Do not handle until all safety precautions have been read and understood. Recycle if possible and dispose of the article by following all applicable governmental regulations relevant to your geographic location.

Halogen Content Not Low Halogen - contains Br or Cl > 900 ppm.

Solder Process Capability Wave solder capable to 260°C


Product Compliance Disclaimer

This information is provided based on reasonable inquiry of our suppliers and represents our current actual knowledge based on the information they provided. This information is subject to change. The part numbers that TE has identified as EU RoHS compliant have a maximum concentration of 0.1% by weight in homogenous materials for lead, hexavalent chromium, mercury, PBB, PBDE, DBP, BBP, DEHP, DIBP, and 0.01% for cadmium, or qualify for an exemption to these limits as defined in the Annexes of Directive 2011/65/EU (RoHS2). Finished electrical and electronic equipment products will be CE marked as required by Directive 2011/65/EU. Components may not be CE marked. Additionally, the part numbers that TE has identified as EU ELV compliant have a maximum concentration of 0.1% by weight in homogenous materials for lead, hexavalent chromium, and mercury, and 0.01% for cadmium, or qualify for an exemption to these limits as defined in the Annexes of Directive 2000/53/EC (ELV). Regarding the REACH Regulation, the information TE provides on SVHC in articles for this part number is based on the latest European Chemicals Agency (ECHA) 'Guidance on requirements for substances in articles' posted at this URL: <https://echa.europa.eu/guidance-documents/guidance-on-reach>


Compatible Parts



Also in the Series | SCHRACK Slimline PCB Relay SNR



Customers Also Bought



TE Part #3-1462039-0
Standard Signal Relay 2 Form C, 2 CO
Cont



TE Part #1-6609987-8
15SRB8=F8220H



TE Part #6-1393238-2
RTD14012



TE Part #5-1625890-3
2W SM M/OX 5% 47R



TE Part #6-2176331-1
CRGP 2512 1M0 1%



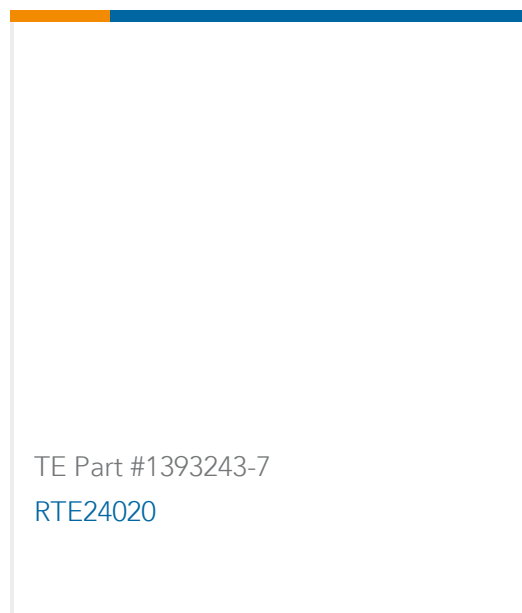
TE Part #1-1393236-3
V23092A1012A801



TE Part #1624345-1
NTC0805 5% 10K



TE Part #1624352-1
NTC0805 5% 220R



TE Part #1393243-7
RTE24020

Documents

CAD Files

3D PDF

3D

Customer View Model

[ENG_CVM_CVM_7-1393236-4_B.2d_dxf.zip](#)

English

Customer View Model

[ENG_CVM_CVM_7-1393236-4_B.3d_igs.zip](#)

English

Customer View Model

[ENG_CVM_CVM_7-1393236-4_B.3d_stp.zip](#)

English

By downloading the CAD file I accept and agree to the [Terms and Conditions](#) of use.

Datasheets & Catalog Pages

[Slim PCB Relay SNR](#)

English

Product Specifications



Definitions General Purpose Relays

English