



Relays, Contactors & Switches > Relays > Power Relays



Power Relay Type: **Standard**

Coil Magnetic System: **Monostable, DC**

Coil Power Rating DC: **223 mW**

Coil Resistance: **112  $\Omega$**

Coil Special Features: **UL Coil Insulation Class F**

Features

Product Type Features

Power Relay Type	Standard
------------------	----------

Electrical Characteristics

Insulation Initial Dielectric Between Coil & Contact Class	4000 V
Insulation Initial Dielectric Between Open Contacts	1000 Vrms
Contact Limiting Making Current	8 A
Contact Limiting Short-Time Current	8 A
Contact Limiting Continuous Current	8 A
Insulation Creepage Class	5.5 – 8 mm
Coil Power Rating Class	200 – 300 mW
Insulation Initial Dielectric Between Contacts & Coil	5000 Vrms
Insulation Creepage Between Contact & Coil	8 mm[.315 in]
Contact Limiting Breaking Current	8 A
Coil Magnetic System	Monostable, DC
Coil Power Rating DC	223 mW



Coil Resistance	112 Ω
Coil Special Features	UL Coil Insulation Class F
Coil Voltage Rating	5 VDC
Contact Switching Load (Min)	10mA @ 12V
Contact Switching Voltage (Max)	400 VAC
Contact Voltage Rating	250 VAC

Body Features

Insulation Special Features	Tracking Index of Relay Base PTI250
Product Weight	8 g[.282 oz]

Contact Features

Contact Arrangement	1 Form A (NO)
Contact Current Class	5 – 10 A, 16 A
Contact Current Rating (Max)	8 A
Contact Material	AgNi0.15
Contact Number of Poles	1
Relay Terminal Type	PCB-THT

Mechanical Attachment

Relay Mounting Type	Printed Circuit Board
---------------------	-----------------------

Dimensions

Length Class (Mechanical)	25 – 30 mm
Insulation Clearance Class	5 – 8 mm
Height Class (Mechanical)	12 – 13 mm
Insulation Clearance Between Contact & Coil	8 mm[.315 in]
Width Class (Mechanical)	10 – 12 mm
Product Width	10.1 mm[.398 in]
Product Length	28.5 mm[1.122 in]
Product Height	12.3 mm[.484 in]

Usage Conditions

Environmental Ambient Temperature Class	50 – 70 °C
Environmental Ambient Temperature (Max)	70 °C[158 °F]

Packaging Features

Packaging Method	Box & Tube, Tube
------------------	------------------



Product Compliance

For compliance documentation, visit the product page on TE.com>

EU RoHS Directive 2011/65/EU	Compliant
EU ELV Directive 2000/53/EC	Compliant
China RoHS 2 Directive MIIT Order No 32, 2016	No Restricted Materials Above Threshold
EU REACH Regulation (EC) No. 1907/2006	Current ECHA Candidate List: JUNE 2023 (235) Candidate List Declared Against: JUNE 2023 (235) SVHC > Threshold: Methanone, (diphenylphosphinyl)(2,4,6-trimethylphenyl)- (1% in Component Part) <b>Article Safe Usage Statements:</b> Wash thoroughly after handling. Do not handle until all safety precautions have been read and understood. Recycle if possible and dispose of the article by following all applicable governmental regulations relevant to your geographic location.
Halogen Content	Not Low Halogen - contains Br or Cl > 900 ppm.
Solder Process Capability	Wave solder capable to 265°C


Product Compliance Disclaimer

This information is provided based on reasonable inquiry of our suppliers and represents our current actual knowledge based on the information they provided. This information is subject to change. The part numbers that TE has identified as EU RoHS compliant have a maximum concentration of 0.1% by weight in homogenous materials for lead, hexavalent chromium, mercury, PBB, PBDE, DBP, BBP, DEHP, DIBP, and 0.01% for cadmium, or qualify for an exemption to these limits as defined in the Annexes of Directive 2011/65/EU (RoHS2). Finished electrical and electronic equipment products will be CE marked as required by Directive 2011/65/EU. Components may not be CE marked. Additionally, the part numbers that TE has identified as EU ELV compliant have a maximum concentration of 0.1% by weight in homogenous materials for lead, hexavalent chromium, and mercury, and 0.01% for cadmium, or qualify for an exemption to these limits as defined in the Annexes of Directive 2000/53/EC (ELV). Regarding the REACH Regulation, the information TE provides on SVHC in articles for this part number is based on the latest European Chemicals Agency (ECHA) ‘Guidance on requirements for substances in articles’ posted at this URL: <https://echa.europa.eu/guidance-documents/guidance-on-reach>

Compatible Parts

TE Part # 7-1393161-3  
RY78600

Also in the Series | SCHRACK Miniature Power PCB RYII



Power Relays(101)


Customers Also Bought



TE Part #3-647502-6  
06P MTA100 SMT ASSY,SN,TAPE, LF




TE Part #6609028-2  
1VK3=F7132 S0



TE Part #2-2314926-0  
20P,2MM,B-B,REC,DRHZ,2.8,0.76AU,TR



TE Part #2176407-2  
3560 15K 1%




TE Part #NB17254001  
RNF-150-3/4-0-SP



TE Part #40811  
RING 138(3.50MM)TERMINAL 20-16 AWG TPBR



TE Part #5-2176269-3  
RU 0603 10K 0.01% 2PPM 1K RL



TE Part #1-1393774-0  
V23026A1003B201



TE Part #2-1649328-2  
RTD34012

Documents

CAD Files

Customer View Model

[ENG\\_CVM\\_CVM\\_7-1393224-6\\_D.3d\\_igs.zip](#)

English

Customer View Model

[ENG\\_CVM\\_CVM\\_7-1393224-6\\_D.3d\\_stp.zip](#)

English

Customer View Model

[ENG\\_CVM\\_CVM\\_7-1393224-6\\_D.2d\\_dxf.zip](#)



English

3D PDF

3D

By downloading the CAD file I accept and agree to the [Terms and Conditions](#) of use.

Datasheets & Catalog Pages

Miniature Power PCB Relay RYII

English

Product Specifications

Definitions General Purpose Relays

English

Agency Approvals

VDE Certificate

English