



Relays, Contactors & Switches > Contactors > Definite Purpose Contactors



Pole Configuration: **3**

Definite Purpose Contactor Coil Voltage Rating: **24 VAC**

Definite Purpose Contactor Contact Current Rating: **40 A**

Definite Purpose Contactor Mounting Type: **Panel**

Definite Purpose Contactor Contact Arrangement: **3 Form X, 3PST-NO-DM**

Features

Product Type Features

Molded	No
Product Category	Electromechanical Relays
Product Type	Contactor
Arc Cover	With
Product Classification	Relays - Contactors
Contactor Type	Definite Purpose
Terminal Configuration	10-32 Screw

Configuration Features

Auxiliary Switch Contact Arrangement	Without
--------------------------------------	---------

Electrical Characteristics

Actuating System	AC
Coil Voltage (Max)	24 VAC
Definite Purpose Contactor Coil Voltage Rating	24 VAC
Definite Purpose Contactor Coil Resistance	4.5 Ω
Definite Purpose Contactor Contact Switching Voltage (Max)	600 VAC



Contact Features

Contact Base Material	Silver Cadmium Oxide
Pole Configuration	3
Definite Purpose Contactor Contact Current Rating	40 A
Definite Purpose Contactor Contact Arrangement	3 Form X, 3PST-NO-DM

Termination Features

Coil Termination	8-32 Screw, Quick Connect
------------------	---------------------------

Mechanical Attachment

Mounting Plate	With
Definite Purpose Contactor Mounting Type	Panel

Dimensions

Wire Size	8.37 mm ²
-----------	----------------------

Industry Standards

UL Flammability Rating	UL 94V-0
Agency Approval	CSA Certified, UL Recognized

Packaging Features

Packaging Method	Individual
------------------	------------

Product Compliance

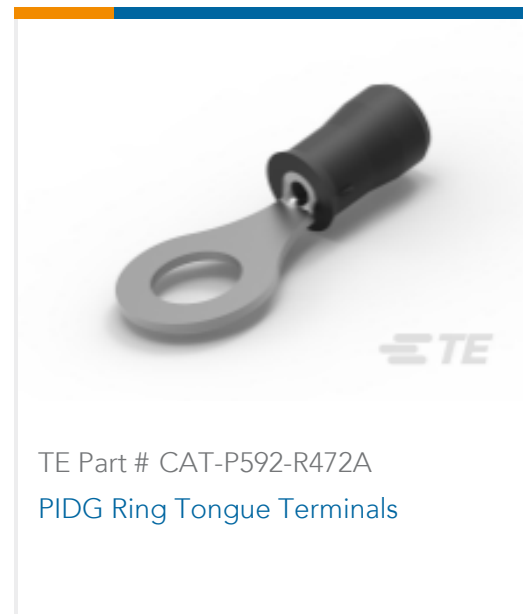
[For compliance documentation, visit the product page on TE.com>](#)

EU RoHS Directive 2011/65/EU	Compliant with Exemptions
EU ELV Directive 2000/53/EC	Not Compliant
China RoHS 2 Directive MIIT Order No 32, 2016	Restricted Materials Above Threshold
EU REACH Regulation (EC) No. 1907/2006	Current ECHA Candidate List: JUNE 2023 (235) Candidate List Declared Against: JUNE 2022 (224) SVHC > Threshold: Cadmium oxide (10.81% in Component Part) Article Safe Usage Statements: Use personal protective equipment as required. Do not eat, drink or smoke when using this product. Recycle if possible and dispose of the article by following all applicable governmental regulations relevant to your geographic location.
Halogen Content	Not Yet Reviewed for halogen content
Solder Process Capability	Not applicable for solder process capability

Product Compliance Disclaimer

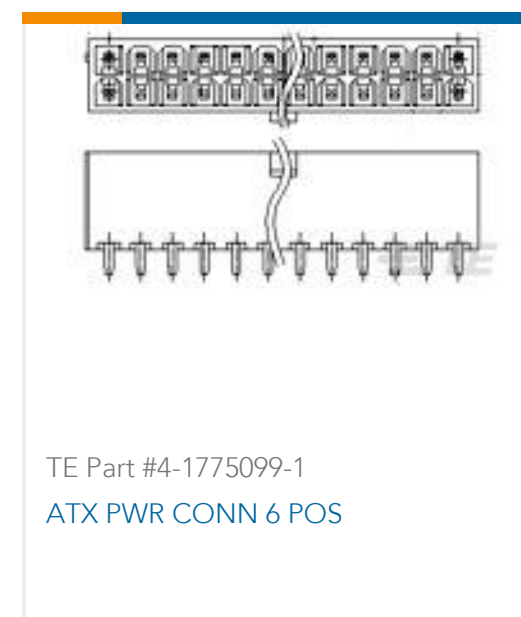
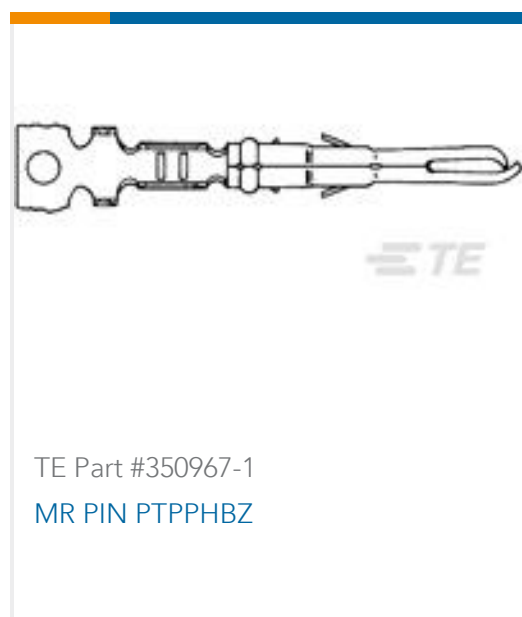
This information is provided based on reasonable inquiry of our suppliers and represents our current actual knowledge based on the information they provided. This information is subject to change. The part numbers that TE has identified as EU RoHS compliant have a maximum concentration of 0.1% by weight in homogenous materials for lead, hexavalent chromium, mercury, PBB, PBDE, DBP, BBP, DEHP, DIBP, and 0.01% for cadmium, or qualify for an exemption to these limits as defined in the Annexes of Directive 2011/65/EU (RoHS2). Finished electrical and electronic equipment products will be CE marked as required by Directive 2011/65/EU. Components may not be CE marked. Additionally, the part numbers that TE has identified as EU ELV compliant have a maximum concentration of 0.1% by weight in homogenous materials for lead, hexavalent chromium, and mercury, and 0.01% for cadmium, or qualify for an exemption to these limits as defined in the Annexes of Directive 2000/53/EC (ELV). Regarding the REACH Regulation, the information TE provides on SVHC in articles for this part number is based on the latest European Chemicals Agency (ECHA) 'Guidance on requirements for substances in articles' posted at this URL: <https://echa.europa.eu/guidance-documents/guidance-on-reach>

Compatible Parts



Also in the Series

Customers Also Bought





Documents

CAD Files

[3D PDF](#)

3D

Customer View Model

[ENG_CVM_CVM_7-1393132-1_D.2d_dxf.zip](#)

English

Customer View Model

[ENG_CVM_CVM_7-1393132-1_D.3d_igs.zip](#)

English

Customer View Model

[ENG_CVM_CVM_7-1393132-1_D.3d_stp.zip](#)

English

By downloading the CAD file I accept and agree to the [Terms and Conditions](#) of use.

Datasheets & Catalog Pages

[P30/P40 Definite Purpose Magnetic Contactor 30/40 Ampere Full Load 40/50 Ampere Resistive AC & DC Coils](#)

English

Product Specifications

[Definitions General Purpose Relays](#)

English