

7-1123724-1 ✓ ACTIVE

Economy Power

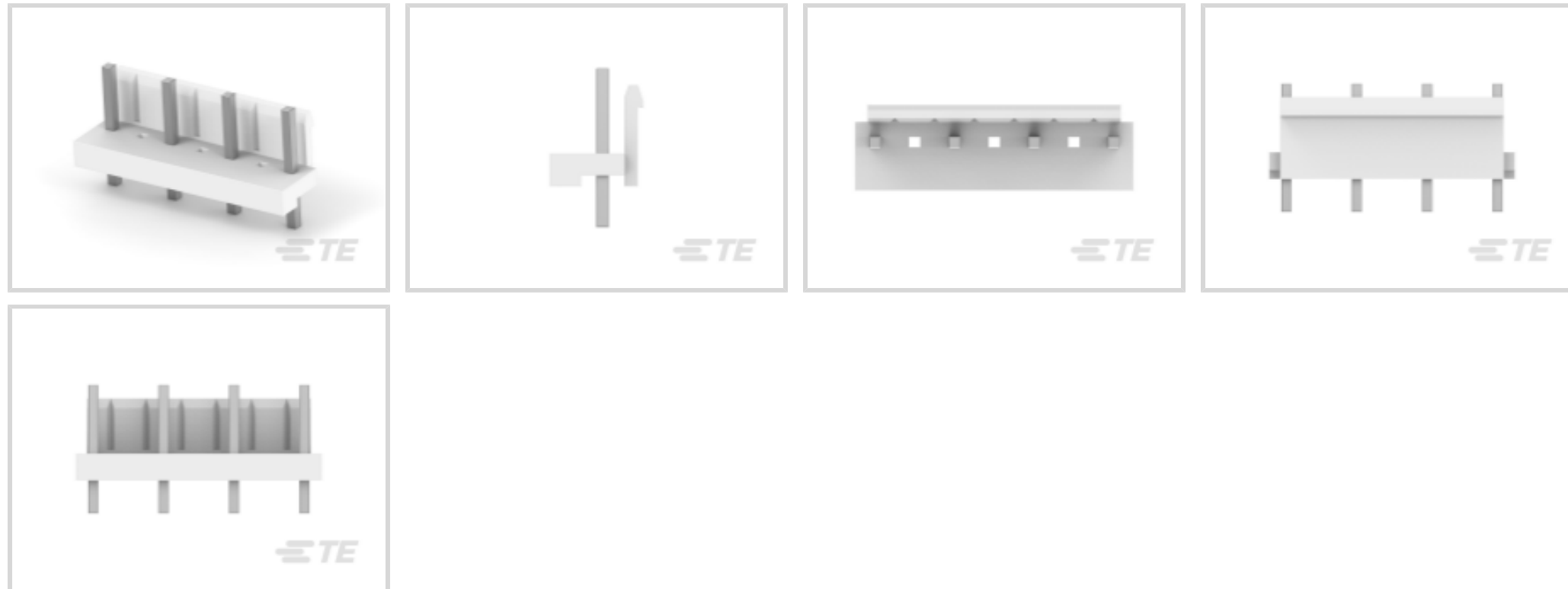
TE Internal #: 7-1123724-1

Rectangular Power Connectors, Header, Plug, Wire-to-Board, 7 Position, 3.96 mm [.156 in] Centerline, Printed Circuit Board, UL 94V-0, Economy Power

[View on TE.com >](#)



Connectors > Power Connectors > Rectangular Power > Rectangular Power Connectors



Rectangular Power Connector Type: **Header**

Connector & Housing Type: **Plug**

Connector System: **Wire-to-Board**

Number of Positions: **7**

Centerline (Pitch): **3.96 mm [.156 in]**

Features

Product Type Features

Header Type	Partially Shrouded
Rectangular Power Connector Type	Header
Connector & Housing Type	Plug
Connector System	Wire-to-Board
Sealable	No
Connector & Contact Terminates To	Printed Circuit Board

Configuration Features

Number of Positions	7
PCB Mount Orientation	Vertical
Number of Power Positions	7
Number of Rows	1

Electrical Characteristics

Operating Voltage	250 VDC
-------------------	---------

Body Features



Connector Profile	Low
-------------------	-----

Contact Features

Mating Post Length	7.7 mm[.303 in]
	31.49 – 70.86 μ m
Contact Layout	Inline
Contact Mating Area Plating Material	Tin
Contact Base Material	Brass
Contact Current Rating (Max)	8 A
Contact Retention Within Housing	Without
Contact Type	Pin
PCB Contact Termination Area Plating Material	Tin
Contact Mating Area Plating Material Thickness	1 μ m[39.37 μ m]

Termination Features

Termination Post & Tail Length	1.16 mm[.026 in]
Termination Method to Printed Circuit Board	Through Hole - Solder

Mechanical Attachment

Mating Retention	With
Mating Alignment	With
PCB Mount Alignment	Without
PCB Mount Retention	Without
Mating Retention Type	Latch
Connector Mounting Type	Board Mount

Housing Features

Centerline (Pitch)	3.96 mm[.156 in]
Housing Color	Natural
Housing Material	PBT GF

Dimensions

Connector Height	8.2 mm[.32 in]
Product Width	10.7 mm[.421 in]
Product Length	27.66 mm[1.089 in]

Usage Conditions

Operating Temperature Range	-25 – 105 °C[-13 – 221 °F]
-----------------------------	----------------------------



Operation/Application

Circuit Application	Power
---------------------	-------

Industry Standards

UL Flammability Rating	UL 94V-0
Glow Wire Rating	GWT 750°C (Without Flame)

Packaging Features

Packaging Quantity	1300
Packaging Method	Bag

Product Compliance

[For compliance documentation, visit the product page on TE.com>](#)

EU RoHS Directive 2011/65/EU	Compliant
EU ELV Directive 2000/53/EC	Compliant
China RoHS 2 Directive MIIT Order No 32, 2016	No Restricted Materials Above Threshold
EU REACH Regulation (EC) No. 1907/2006	Current ECHA Candidate List: JUNE 2023 (235) Candidate List Declared Against: JUNE 2023 (235) Does not contain REACH SVHC
Halogen Content	Not Low Halogen - contains Br or Cl > 900 ppm.
Solder Process Capability	Not reviewed for solder process capability

Product Compliance Disclaimer

This information is provided based on reasonable inquiry of our suppliers and represents our current actual knowledge based on the information they provided. This information is subject to change. The part numbers that TE has identified as EU RoHS compliant have a maximum concentration of 0.1% by weight in homogenous materials for lead, hexavalent chromium, mercury, PBB, PBDE, DBP, BBP, DEHP, DIBP, and 0.01% for cadmium, or qualify for an exemption to these limits as defined in the Annexes of Directive 2011/65/EU (RoHS2). Finished electrical and electronic equipment products will be CE marked as required by Directive 2011/65/EU. Components may not be CE marked. Additionally, the part numbers that TE has identified as EU ELV compliant have a maximum concentration of 0.1% by weight in homogenous materials for lead, hexavalent chromium, and mercury, and 0.01% for cadmium, or qualify for an exemption to these limits as defined in the Annexes of Directive 2000/53/EC (ELV). Regarding the REACH Regulation, the information TE provides on SVHC in articles for this part number is based on the latest European Chemicals Agency (ECHA) 'Guidance on requirements for substances in articles' posted at this URL: <https://echa.europa.eu/guidance-documents/guidance-on-reach>

Compatible Parts




TE Part # 1744416-7
7 POS EP II HSG, GLOW WIRE



TE Part # 1-1123723-7
3.96 EP HDR ASSY 7P(NATURAL)



TE Part # 1-1318301-4
3.96EP HDR ASSY 4(7)P NAT/TUBE



TE Part # 1-1123724-4
3.96EP HDR ASSY 4(7)P NATURAL



TE Part # 7-1123724-3
3.96EP HDR ASSY 3(5)P (NATURAL GWT)



TE Part # 7-1123724-5
3.96EP HDR ASSY 5(9)P NATURAL, GWT



TE Part # 7-1123724-6
7.92EP HDR ASSY 6(11)P NATURAL GWT



TE Part # 3-1123723-7
3.96 EP HDR ASSY 7P(BLUE)



TE Part # 2-1123724-4
3.96EP HDR ASSY 4(7)P YELLOW



TE Part # 2316952-7
3.96 EP HDR ASSY 7P, NO PIN 1,3,5



TE Part # 3-1123724-4
3.96EP HDR ASSY 4(7)P BLUE



TE Part # 5-1123724-4
3.96EP HDR ASSY 4(7)P BLACK



TE Part # 5-1565036-6
EP CONN.HDR ASSY 6/7P BLACK W /O#2



TE Part # 6-1123724-4
3.96EP HDR ASSY 4(7)P GREEN




TE Part # 7-1123724-2
03P EP HDR HSG V0 GWT NO 02P




TE Part # 8-1123724-4
EP CONN.HDR ASSY 4/7P PINK (NO. 2,4,6 POS)

Also in the Series | Economy Power



Connector Contacts(1)




Insertion & Extraction Tools(1)



PCB Headers & Receptacles(162)



PCB Latches, Locks & Retainers(2)



Power Contacts(8)



Rectangular Connector Housings(1)



Rectangular Power Connectors(302)



Wire-to-Board Connector Assemblies & Housings(142)



Wire-to-Board Connector Contacts(6)

Customers Also Bought



TE Part #5352171-1
Z-PACK/B19 RAF 95P



TE Part #5352033-1
Z-PACK 2MM HM ASSY,TYPE-B 133P



TE Part #5745783-4
25 MSFL RCPT RA 318 (IN,FM)



TE Part #2103181-2
CABLE SEAL RTNR, SIZE B, HVA280-2PI XE



TE Part #1587826-2
CABLE SEAL, SIZE B, HVA280-2PI



TE Part #1744144-1
EP-II CONTACT LANCELESS, 22-18



TE Part #8-1393254-1
W92-X112-5=M6/M7/M9/W6/W7



TE Part #8-1393253-1
W69-X2Q110-20=M6/M7/M9/W6/W7



TE Part #3-2176345-7
CRGCO 1210 10K 1%



TE Part #L9000026-01
Antenna 1/4 Wave R-Angle 2.4GHz SMA

Documents



Product Drawings

3.96EP HDR ASSY 4(7)P (NATURAL GWT)

English

CAD Files

3D PDF

3D

Customer View Model

[ENG_CVM_CVM_7-1123724-1_AD.2d_dxf.zip](#)

English

Customer View Model

[ENG_CVM_CVM_7-1123724-1_AD.3d_igs.zip](#)

English

Customer View Model

[ENG_CVM_CVM_7-1123724-1_AD.3d_stp.zip](#)

English

By downloading the CAD file I accept and agree to the [Terms and Conditions](#) of use.

Datasheets & Catalog Pages

1-1773885-9 Economy Power Connectors

English

Product Specifications

Application Specification

English

Agency Approvals

UL Report

English