

6766496-1 ✓ ACTIVE

ELCON | ELCON Drawer

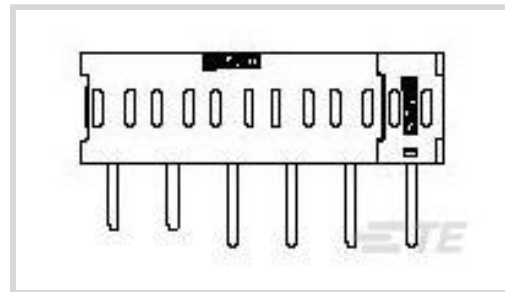
TE Internal #: 6766496-1

Rectangular Power Connectors, Header, Plug, Board-to-Board, 60
Position, 2.5 mm / 7.5 mm [.295 in] Centerline, Printed Circuit
Board, ELCON Drawer

[View on TE.com >](#)



Connectors > Power Connectors > Rectangular Power > Rectangular Power Connectors



Rectangular Power Connector Type: **Header**

Connector & Housing Type: **Plug**

Connector System: **Board-to-Board**

Number of Positions: **60**

Centerline (Pitch): **2.5 mm, 7.5 mm [.295 in]**

Features

Product Type Features

Rectangular Power Connector Type	Header
Connector & Housing Type	Plug
Connector System	Board-to-Board
Sealable	No
Connector & Contact Terminates To	Printed Circuit Board

Configuration Features

Number of Positions	60
PCB Mount Orientation	Right Angle
Number of Power Positions	6
Number of Signal Positions	0
Number of Rows	1
Board-to-Board Configuration	Co-Planar

Electrical Characteristics

Operating Voltage	250 VDC
-------------------	---------

Contact Features

Power Contact Base Material	Phosphor Bronze Alloy
	100 μ m
Contact Layout	Matrix



Contact Mating Area Plating Material	Gold
Contact Base Material	Brass Alloy
Contact Current Rating (Max)	35 A
Contact Retention Within Housing	With
Contact Type	Blade
PCB Contact Termination Area Plating Material	Tin
Contact Mating Area Plating Material Thickness	.76 μm [30 μin]

Termination Features

Termination Post & Tail Length	5.08 mm[.2 in]
Termination Method to Printed Circuit Board	Through Hole - Solder

Mechanical Attachment

PCB Mount Retention	Without
Connector Mounting Type	Board Mount

Housing Features

Centerline (Pitch)	2.5 mm, 7.5 mm[.295 in]
Housing Color	Black
Housing Material	Thermoplastic

Dimensions

Connector Height	14 mm[.551 in]
------------------	----------------

Usage Conditions

Operating Temperature Range	-40 – 125 $^{\circ}\text{C}$ [-40 – 257 $^{\circ}\text{F}$]
-----------------------------	--

Operation/Application

Circuit Application	Power
---------------------	-------

Industry Standards

UL Flammability Rating	UL 94V-0
Glow Wire Rating	Standard Part - Not Glow Wire

Packaging Features

Packaging Quantity	16
Packaging Method	Box

Product Compliance

[For compliance documentation, visit the product page on TE.com>](#)



EU RoHS Directive 2011/65/EU	Compliant
EU ELV Directive 2000/53/EC	Compliant
China RoHS 2 Directive MIIT Order No 32, 2016	No Restricted Materials Above Threshold
EU REACH Regulation (EC) No. 1907/2006	Current ECHA Candidate List: JUNE 2023 (235) Candidate List Declared Against: JAN 2021 (211) Does not contain REACH SVHC
Halogen Content	Not Low Halogen - contains Br or Cl > 900 ppm.
Solder Process Capability	Wave solder capable to 265°C

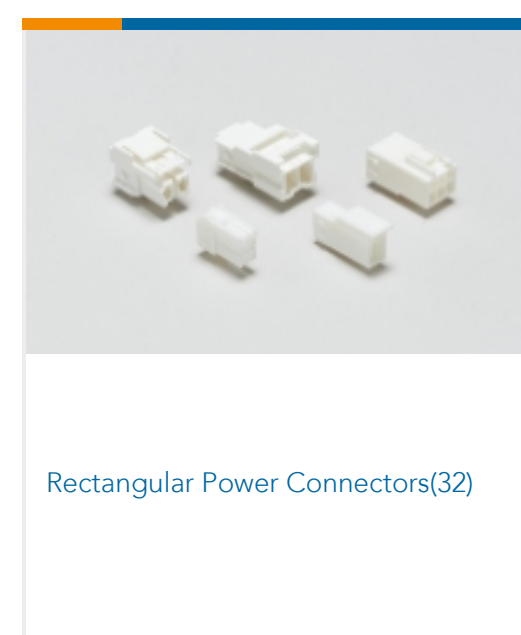
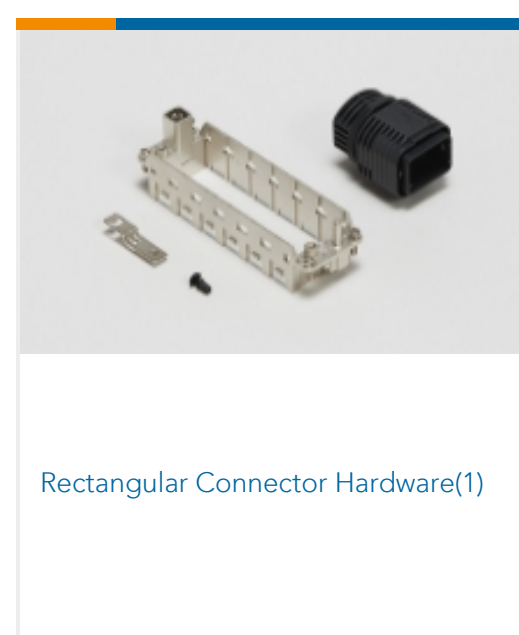


Product Compliance Disclaimer

This information is provided based on reasonable inquiry of our suppliers and represents our current actual knowledge based on the information they provided. This information is subject to change. The part numbers that TE has identified as EU RoHS compliant have a maximum concentration of 0.1% by weight in homogenous materials for lead, hexavalent chromium, mercury, PBB, PBDE, DBP, BBP, DEHP, DIBP, and 0.01% for cadmium, or qualify for an exemption to these limits as defined in the Annexes of Directive 2011/65/EU (RoHS2). Finished electrical and electronic equipment products will be CE marked as required by Directive 2011/65/EU. Components may not be CE marked. Additionally, the part numbers that TE has identified as EU ELV compliant have a maximum concentration of 0.1% by weight in homogenous materials for lead, hexavalent chromium, and mercury, and 0.01% for cadmium, or qualify for an exemption to these limits as defined in the Annexes of Directive 2000/53/EC (ELV). Regarding the REACH Regulation, the information TE provides on SVHC in articles for this part number is based on the latest European Chemicals Agency (ECHA) 'Guidance on requirements for substances in articles' posted at this URL: <https://echa.europa.eu/guidance-documents/guidance-on-reach>

Compatible Parts




Also in the Series | ELCON Drawer



Customers Also Bought



TE Part #1888247-1
20 POS SMT CONN, SFP/SFP+, 30A



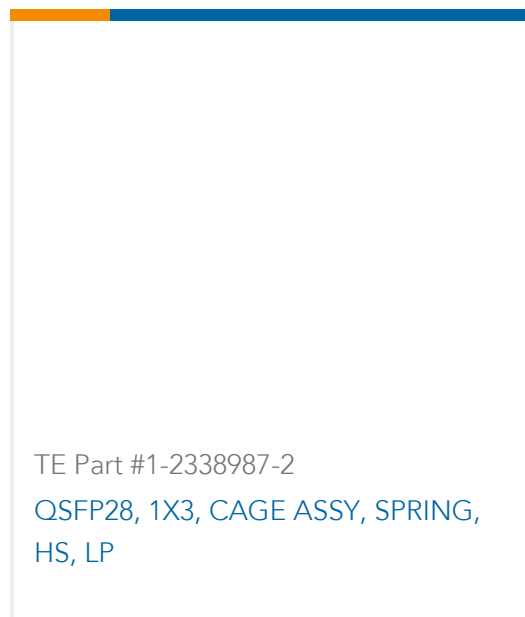
TE Part #2-2330551-2
SOCKET P4/P5 BACKPLATE ASSY,
STUD 7.12MM



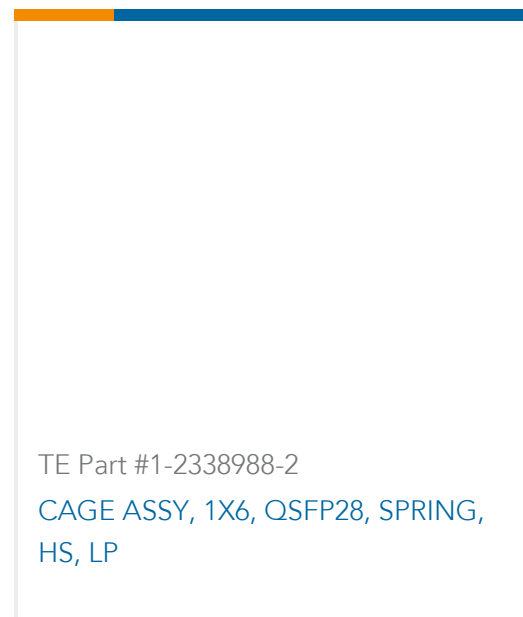
TE Part #2118016-2
PCB ANTENNAS, WLAN DUAL BAND
T&R PKG



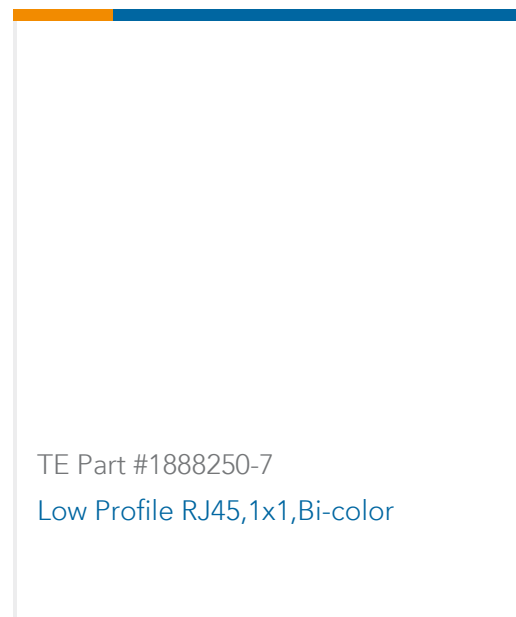
TE Part #1-2338987-1
QSFP28, 1X3, CAGE ASSY, SPRING,
HS, LP



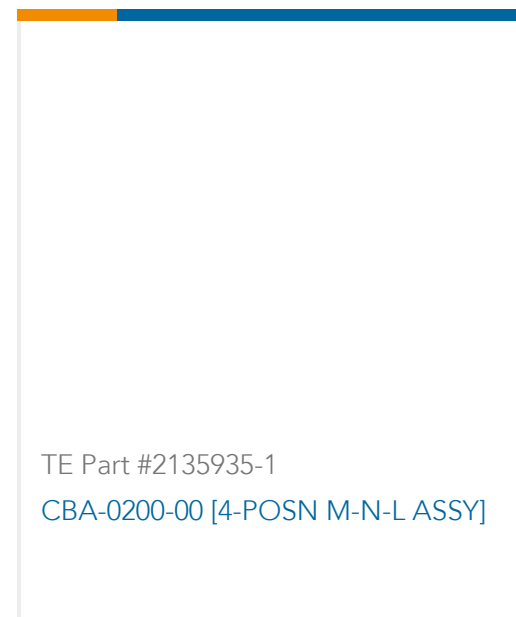
TE Part #1-2338987-2
QSFP28, 1X3, CAGE ASSY, SPRING,
HS, LP



TE Part #1-2338988-2
CAGE ASSY, 1X6, QSFP28, SPRING,
HS, LP



TE Part #1888250-7
Low Profile RJ45, 1x1, Bi-color



TE Part #2135935-1
CBA-0200-00 [4-POSN M-N-L ASSY]

Documents

Product Drawings

CONNECTOR, PIN, RIGHT ANGLE,SOLDER,FLAT

English

CAD Files

3D PDF

English

Customer View Model

[ENG_CVM_6766496-1_A.3d_igs.zip](#)

English

Customer View Model

[ENG_CVM_6766496-1_A.3d_stp.zip](#)

English

Customer View Model

[ENG_CVM_6766496-1_A.2d_dxf.zip](#)

English

By downloading the CAD file I accept and agree to the [Terms and Conditions](#) of use.

Product Specifications

Application Specification

English

Product Environmental Compliance

TE Material Declaration

English

6766496-1

Rectangular Power Connectors, Header, Plug, Board-to-Board, 60 Position, 2.5 mm / 7.5 mm [.295 in] Centerline, Printed Circuit Board, ELCON Drawer

