

66581-2 ✓ ACTIVE

AMP | AMP Type IV

TE Internal #: 66581-2

Power Contacts, Contact, 250 VAC, 250 VDC, Tin, 22 – 18 AWG


Wire Size, .3 – .9 mm² Wire Size, Wire & Cable, Crimp, Signal, Pin,

AMP Type IV

[View on TE.com >](#)



Connectors > Power Connectors > Power Contacts



Power Contact Type: **Contact**

Operating Voltage: **250 VDC**

Contact Mating Area Plating Material: **Tin**

Wire Size: **22 – 18 AWG**

Features

Product Type Features

Power Contact Type	Contact
Sealable	No
Connector & Contact Terminates To	Wire & Cable

Electrical Characteristics

Operating Voltage	250 VDC
-------------------	---------

Contact Features

Contact Size	Size 16
Contact Mating Area Plating Material	Tin
Contact Current Rating (Max)	1.8 A
Contact Type	Pin
Contact Retention Within Housing	With
Mating Pin Diameter	1.57 mm[.062 in]
Contact Base Material	Brass
Contact Mating Area Plating Material Thickness	.4 μm[16 μin]
Contact Mating Area Plating Material Finish	Semi-Bright



Wire Contact Termination Area Plating Thickness	.4 – 3.5 µm[16 – 138 µin]
Wire Contact Termination Area Plating Material	Tin
Wire Contact Termination Area Plating Material Finish	Bright
Contact Orientation	Straight

Termination Features

Termination Method to Wire & Cable	Crimp
------------------------------------	-------

Mechanical Attachment

Wire Insulation Support	With
-------------------------	------

Dimensions

Wire Size	.3 – .9 mm ²
Compatible Insulation Diameter Range	1.27 – 2.79 mm[.05 – .11 in]

Usage Conditions

Operating Temperature Range	-55 – 90 °C[-67 – 194 °F]
-----------------------------	---------------------------

Operation/Application

Circuit Application	Signal
---------------------	--------

Packaging Features

Packaging Method	Strip
------------------	-------

Other

Power Connectors Comment	Wire strip length-- 3.96 [.156] for all wire sizes.
--------------------------	---

Product Compliance

[For compliance documentation, visit the product page on TE.com>](#)

EU RoHS Directive 2011/65/EU	Compliant
EU ELV Directive 2000/53/EC	Compliant
China RoHS 2 Directive MIIT Order No 32, 2016	No Restricted Materials Above Threshold
EU REACH Regulation (EC) No. 1907/2006	Current ECHA Candidate List: JUNE 2023 (235) Candidate List Declared Against: JUNE 2023 (235) Does not contain REACH SVHC
Halogen Content	Low Halogen - Br, Cl, F, I < 900 ppm per homogenous material. Also BFR/CFR/PVC Free

Solder Process Capability

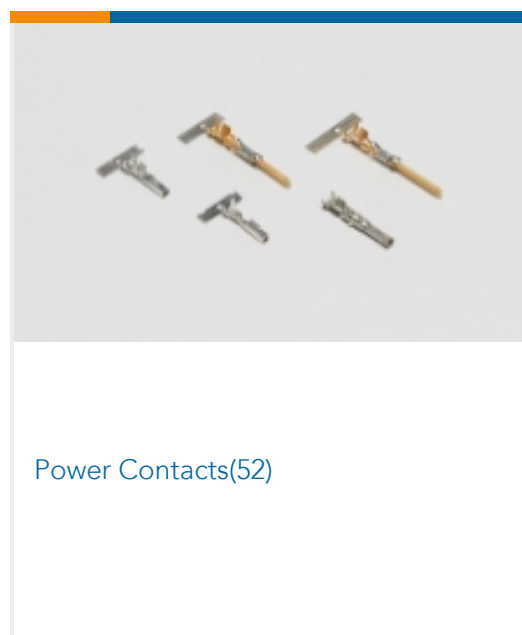
Not applicable for solder process capability

Product Compliance Disclaimer

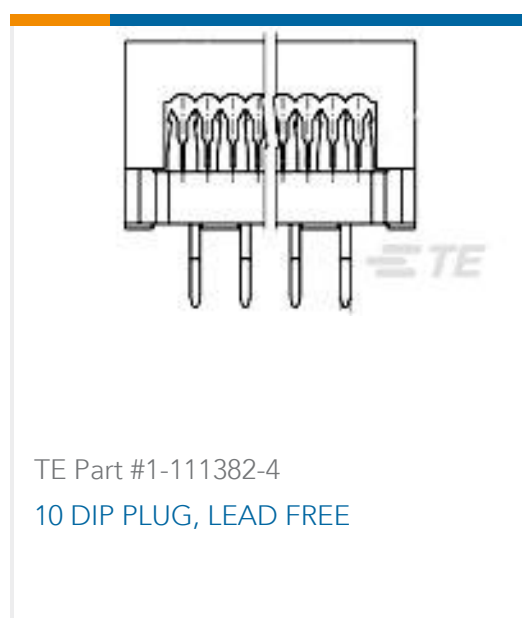
This information is provided based on reasonable inquiry of our suppliers and represents our current actual knowledge based on the information they provided. This information is subject to change. The part numbers that TE has identified as EU RoHS compliant have a maximum concentration of 0.1% by weight in homogenous materials for lead, hexavalent chromium, mercury, PBB, PBDE, DBP, BBP, DEHP, DIBP, and 0.01% for cadmium, or qualify for an exemption to these limits as defined in the Annexes of Directive 2011/65/EU (RoHS2). Finished electrical and electronic equipment products will be CE marked as required by Directive 2011/65/EU. Components may not be CE marked. Additionally, the part numbers that TE has identified as EU ELV compliant have a maximum concentration of 0.1% by weight in homogenous materials for lead, hexavalent chromium, and mercury, and 0.01% for cadmium, or qualify for an exemption to these limits as defined in the Annexes of Directive 2000/53/EC (ELV). Regarding the REACH Regulation, the information TE provides on SVHC in articles for this part number is based on the latest European Chemicals Agency (ECHA) 'Guidance on requirements for substances in articles' posted at this URL: <https://echa.europa.eu/guidance-documents/guidance-on-reach>

Compatible Parts

Also in the Series | **AMP Type IV**



Customers Also Bought



Documents

Product Drawings

TYPE VI PIN CONT,MULTI-MATE

English

CAD Files

Customer View Model

ENG_CVM_66581-2_F1.3d_igs.zip

English

Customer View Model



[ENG_CVM_66581-2_F1.3d_stp.zip](#)

English

Customer View Model

[ENG_CVM_66581-2_F1.2d_dxf.zip](#)

English

3D PDF

English

3D PDF

3D

Customer View Model

[ENG_CVM_CVM_66581-2_AG.2d_dxf.zip](#)

English

Customer View Model

[ENG_CVM_CVM_66581-2_AG.3d_igs.zip](#)

English

Customer View Model

[ENG_CVM_CVM_66581-2_AG.3d_stp.zip](#)

English

By downloading the CAD file I accept and agree to the [Terms and Conditions](#) of use.

Product Specifications

Application Specification

Japanese

Application Specification

English

Instruction Sheets

Instruction Sheet (U.S.)

Japanese

Instruction Sheet (U.S.)

English