

6648416-1 ✓ ACTIVE

ELCON | ELCON Drawer

TE Internal #: 6648416-1

Power Contacts, Contact, 250 VAC, 250 VDC, Gold Flash, Bus Bar, Power, Socket, -40 – 105 °C [-40 – 221 °F], Copper Alloy, Straight, ELCON Drawer

[View on TE.com >](#)



Connectors > Power Connectors > Power Contacts



Power Contact Type: **Contact**

Operating Voltage: **250 VDC**

Contact Mating Area Plating Material: **Gold Flash**

Sealable: **No**

Features

Product Type Features

Power Contact Type	Contact
Sealable	No
Connector & Contact Terminates To	Bus Bar

Electrical Characteristics

Operating Voltage	250 VDC
-------------------	---------

Contact Features

Contact Size	Size 0
Contact Mating Area Plating Material	Gold Flash
Contact Current Rating (Max)	200 A
Contact Type	Socket
Contact Retention Within Housing	With
Mating Pin Diameter	9.06 mm [.357 in]
Contact Base Material	Copper Alloy
Contact Mating Area Plating Material Thickness	.254 µm [10 µin]
Contact Orientation	Straight



Contact Underplating Material	Nickel
-------------------------------	--------

Contact Underplating Material Thickness	1.06 µm[40 µin]
---	-----------------

Mechanical Attachment

Wire Insulation Support	Without
-------------------------	---------

Usage Conditions

Operating Temperature Range	-40 – 105 °C[-40 – 221 °F]
-----------------------------	----------------------------

Operation/Application

Circuit Application	Power
---------------------	-------

Packaging Features

Packaging Quantity	100
--------------------	-----

Packaging Method	Package
------------------	---------

Product Compliance

[For compliance documentation, visit the product page on TE.com>](#)

EU RoHS Directive 2011/65/EU	Compliant
------------------------------	-----------

EU ELV Directive 2000/53/EC	Compliant
-----------------------------	-----------

China RoHS 2 Directive MIIT Order No 32, 2016	No Restricted Materials Above Threshold
---	---

EU REACH Regulation (EC) No. 1907/2006	Current ECHA Candidate List: JUNE 2023 (235) Candidate List Declared Against: JUNE 2023 (235) Does not contain REACH SVHC
--	---

Halogen Content	Low Halogen - Br, Cl, F, I < 900 ppm per homogenous material. Also BFR/CFR/PVC Free
-----------------	---

Solder Process Capability	Not applicable for solder process capability
---------------------------	--

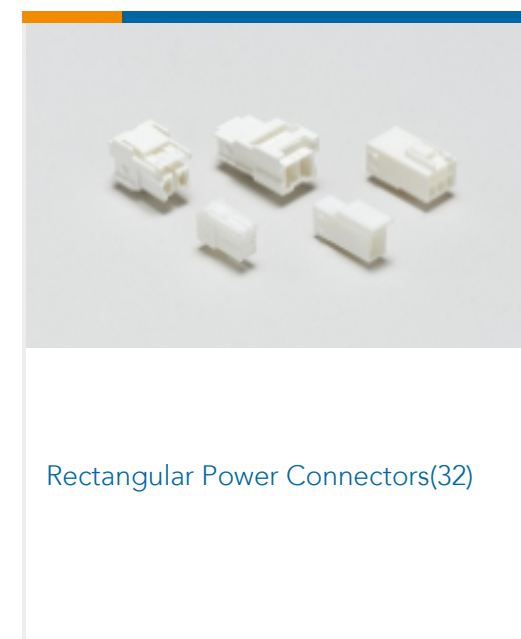
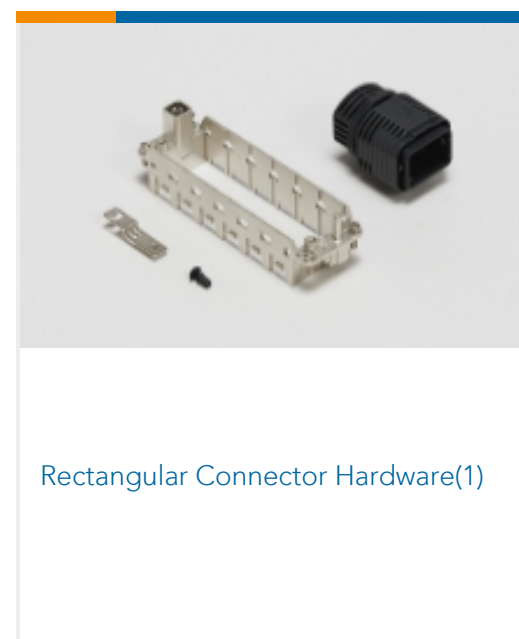
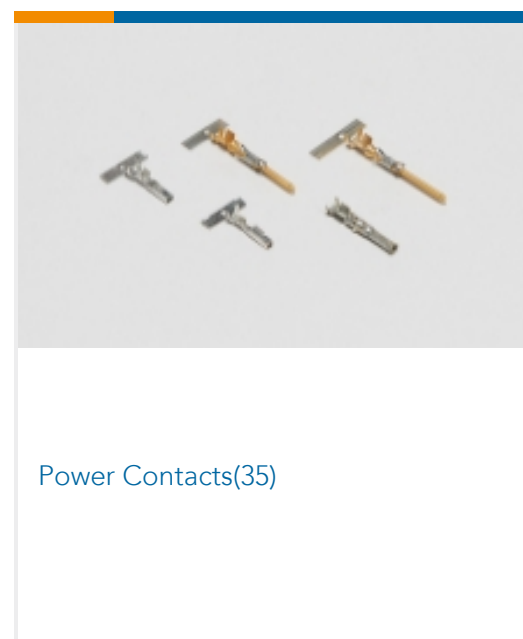

Product Compliance Disclaimer

This information is provided based on reasonable inquiry of our suppliers and represents our current actual knowledge based on the information they provided. This information is subject to change. The part numbers that TE has identified as EU RoHS compliant have a maximum concentration of 0.1% by weight in homogenous materials for lead, hexavalent chromium, mercury, PBB, PBDE, DBP, BBP, DEHP, DIBP, and 0.01% for cadmium, or qualify for an exemption to these limits as defined in the Annexes of Directive 2011/65/EU (RoHS2). Finished electrical and electronic equipment products will be CE marked as required by Directive 2011/65/EU. Components may not be CE marked. Additionally, the part numbers that TE has identified as EU ELV compliant have a maximum concentration of 0.1% by weight in homogenous materials for lead, hexavalent chromium, and mercury, and 0.01% for cadmium, or qualify for an exemption to these limits as defined in the Annexes of Directive 2000/53/EC (ELV). Regarding the REACH Regulation, the information TE provides on SVHC in articles for this part number is based on the latest European Chemicals Agency (ECHA) 'Guidance on requirements for substances in articles' posted at this URL: <https://echa.europa.eu/guidance-documents/guidance-on-reach>

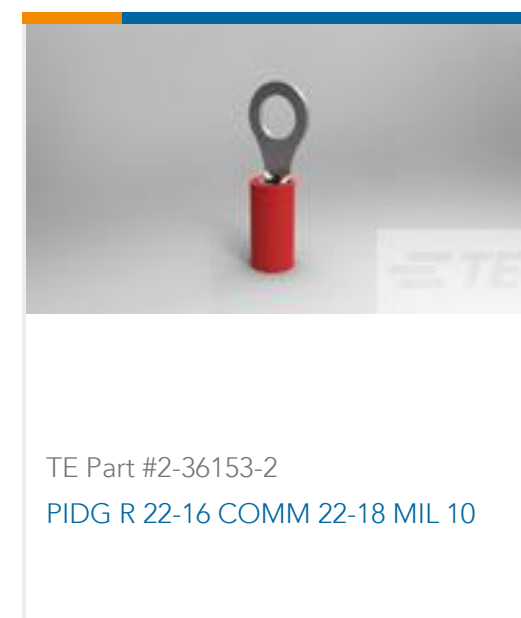
Compatible Parts



Also in the Series | ELCON Drawer



Customers Also Bought





Documents

Product Drawings

[CONTACT,SKT,SIZE #0](#)

English

CAD Files

[3D PDF](#)

3D

Customer View Model

[ENG_CVM_CVM_6648416-1_A.2d_dxf.zip](#)

English

Customer View Model

[ENG_CVM_CVM_6648416-1_A.3d_igs.zip](#)

English

Customer View Model

[ENG_CVM_CVM_6648416-1_A.3d_stp.zip](#)

English

By downloading the CAD file I accept and agree to the [Terms and Conditions](#) of use.

Datasheets & Catalog Pages

[POWER_CONNECTORS_CATALOG_SEC02_CABLE_MOUNTED](#)

English

[AMP & ELCON Power Connector Layout Forms Datasheet 6-1773444-7](#)

English

Product Specifications

[Application Specification](#)

English