

66358-9 ✓ ACTIVE

AMP | AMP Type III+

TE Internal #: 66358-9

Power Contacts, Contact, Gold, 18 – 14 AWG Wire Size, .8 – 2 mm² Wire Size, Wire & Cable, Crimp, Power & Signal, Socket, AMP Type III+

[View on TE.com >](#)



Connectors > Power Connectors > Power Contacts > Strip Pin and Socket Contacts, Type III



Power Contact Type: **Contact**

Contact Mating Area Plating Material: **Gold**

Wire Size: **.8 – 2 mm²**

Connector & Contact Terminates To: **Wire & Cable**

[All Strip Pin and Socket Contacts, Type III \(55\)](#)

Features

Product Type Features

| | |
|-----------------------------------|--------------|
| Power Contact Type | Contact |
| Connector & Contact Terminates To | Wire & Cable |

Contact Features

| | |
|---|------------------|
| Contact Size | Size 16 |
| Contact Mating Area Plating Material | Gold |
| Contact Current Rating (Max) | 13 A |
| Contact Type | Socket |
| Contact Retention Within Housing | With |
| Mating Pin Diameter | 1.57 mm[.062 in] |
| Contact Base Material | Brass |
| Contact Mating Area Plating Material Thickness | .38 µm[15 µin] |
| Wire Contact Termination Area Plating Thickness | 1.27 µm[50 µin] |
| Wire Contact Termination Area Plating Material | Tin |



| | |
|---|----------------|
| Wire Contact Termination Area Plating Material Finish | Matte |
| Contact Orientation | Straight |
| Contact Underplating Material | Nickel |
| Contact Underplating Material Thickness | .76 μm[30 μin] |

Termination Features

| | |
|------------------------------------|-------|
| Termination Method to Wire & Cable | Crimp |
|------------------------------------|-------|

Mechanical Attachment

| | |
|-------------------------|------|
| Wire Insulation Support | With |
|-------------------------|------|

Dimensions

| | |
|--------------------------------------|-----------------------------|
| Wire Size | .8 – 2 mm ² |
| Compatible Insulation Diameter Range | 2.03 – 2.54 mm[.08 – .1 in] |

Usage Conditions

| | |
|-----------------------------|----------------------------|
| Operating Temperature Range | -55 – 150 °C[-67 – 302 °F] |
|-----------------------------|----------------------------|

Operation/Application

| | |
|---------------------|----------------|
| Circuit Application | Power & Signal |
|---------------------|----------------|

Packaging Features

| | |
|--------------------|------|
| Packaging Quantity | 4000 |
| Packaging Method | Reel |

Other

| | |
|--------------------------|---|
| Power Connectors Comment | Overall insulation crimp diameter, including crimp barrel, must not exceed 3.18 [.125]. |
|--------------------------|---|

Product Compliance

[For compliance documentation, visit the product page on TE.com>](#)

| | |
|---|---|
| EU RoHS Directive 2011/65/EU | Compliant |
| EU ELV Directive 2000/53/EC | Compliant |
| China RoHS 2 Directive MIIT Order No 32, 2016 | No Restricted Materials Above Threshold |
| EU REACH Regulation (EC) No. 1907/2006 | Current ECHA Candidate List: JUNE 2023 (235) Candidate List Declared Against: JUNE 2023 (235) Does not contain REACH SVHC |
| Halogen Content | Low Halogen - Br, Cl, F, I < 900 ppm per |

homogenous material. Also BFR/CFR/PVC Free


Solder Process Capability

Not applicable for solder process capability

Product Compliance Disclaimer

This information is provided based on reasonable inquiry of our suppliers and represents our current actual knowledge based on the information they provided. This information is subject to change. The part numbers that TE has identified as EU RoHS compliant have a maximum concentration of 0.1% by weight in homogenous materials for lead, hexavalent chromium, mercury, PBB, PBDE, DBP, BBP, DEHP, DIBP, and 0.01% for cadmium, or qualify for an exemption to these limits as defined in the Annexes of Directive 2011/65/EU (RoHS2). Finished electrical and electronic equipment products will be CE marked as required by Directive 2011/65/EU. Components may not be CE marked. Additionally, the part numbers that TE has identified as EU ELV compliant have a maximum concentration of 0.1% by weight in homogenous materials for lead, hexavalent chromium, and mercury, and 0.01% for cadmium, or qualify for an exemption to these limits as defined in the Annexes of Directive 2000/53/EC (ELV). Regarding the REACH Regulation, the information TE provides on SVHC in articles for this part number is based on the latest European Chemicals Agency (ECHA) 'Guidance on requirements for substances in articles' posted at this URL: <https://echa.europa.eu/guidance-documents/guidance-on-reach>

Compatible Parts



TE Part # CAT-AM71-C83998C
Circular Plastic Connector, CMC Series 1



TE Part # CAT-AM71-C83998Y
One-Piece Connector, Sealed, CPC Series 1



TE Part # CAT-AM71-C83998J
Cable/Panel Mount Connector, CPC Series 1



TE Part # CAT-AM71-C83998K
Circular Connector, Environmentally Sealed, CPC Series 6



TE Part # 200893-2
INSERTION TOOL CONT



TE Part # 539972-1
EXTRACTION TOOL



TE Part # 305183
EXTRACT TOOL TYPE 2 20-16



TE Part # 2305570-1
Strip Terminal Cutter-Side Feed-No Crimp



TE Part # 91519-1
CCII TYPE III+ PIN SKT 18-14 ASSY



TE Part # 2151101-1
OCEAN_2.0_APPLICATOR-S-090F120O



TE Part # 2151101-2
OCEAN_2.0_APPLICATOR-S-090F120O



TE Part # 7-2151101-1
OCEAN_2.0_APPLICATOR-S-090F120O




TE Part # 7-2151101-2
OCEAN_2.0_APPLICATOR-S-090F120O



KIT
REPRESENTATION ONLY
TE Part # 7-2151101-7
OCEAN_2.0_SPARE_PART_KIT-090F120O




TE Part # 2-2151101-1
OCEAN_2.0_APPLICATOR-S-090F120O




TE Part # 466923-2
SCA SMPR090F120OS

Also in the Series | AMP Type III+



Insertion & Extraction Tools(4)



Power Contacts(409)

Customers Also Bought



TE Part #211825-2
CPC RECPT ASSEMBLY SIZE 23-13



TE Part #206207-1
17-3 RECEPT. FREE-HANGING



TE Part #66359-9
III+ PIN,18-14,15AU/FL,STRIP




TE Part #34826
TERMINAL,PG R 16-14HD 3/8



TE Part #2292800-1
AS16 BACKSHELL, 6P PLUG, SMOOTH EXIT, MC



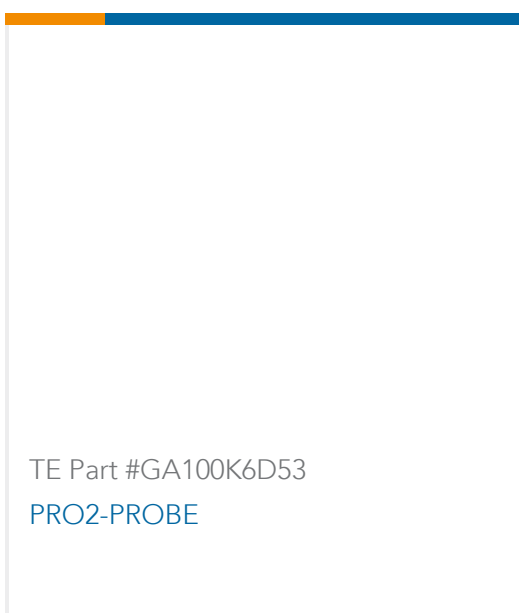
TE Part #NB13524001
RNF-100-3/8-BK-SP



TE Part #1617099-7
MW3S-5A = MW 3GHZ SENSITIVE



TE Part #5536280-4
100,PLUG,VT,095,30AU



TE Part #GA100K6D53
PRO2-PROBE



TE Part #GAG100K6D12
GLS2-GLASS PROBE



Documents

Product Drawings

[III+ SKT,18-14,15AU/FL,STRIP](#)

English

CAD Files

Customer View Model

[ENG_CVM_CVM_66358-9_AR.2d_dxf.zip](#)

English

[3D PDF](#)

3D

Customer View Model

[ENG_CVM_CVM_66358-9_AR.3d_igs.zip](#)

English

Customer View Model

[ENG_CVM_CVM_66358-9_AR.3d_stp.zip](#)

English

By downloading the CAD file I accept and agree to the [Terms and Conditions](#) of use.

Datasheets & Catalog Pages

[AMP Circular Connectors for Commercial Signal & Power Applications](#)

English

[Signal Contacts](#)

English

[M_SERIES_PIN_AND_SOCKET_CONNECTORS](#)

English

Product Specifications

[Application Specification](#)

English

Product Environmental Compliance

[III+ SKT,18-14,15AU/FL,STRIP](#)

English

[III+ SKT,18-14,15AU/FL,STRIP](#)

English

Instruction Sheets

[Instruction Sheet \(U.S.\)](#)

Japanese

[Instruction Sheet \(U.S.\)](#)

English