

66259-1 ✓ ACTIVE

AMP

TE Internal #: 66259-1

Power Contacts, Contact, Tin-Lead, 10 AWG Wire Size, 5 – 6 mm²

Wire Size, Wire & Cable, Crimp, Power, Tab, -40 – 85 °C [-40 – 185 °F]

[View on TE.com >](#)



Connectors > Power Connectors > Power Contacts



Power Contact Type: **Contact**

Contact Mating Area Plating Material: **Tin-Lead**

Wire Size: **5 – 6 mm²**

Connector & Contact Terminates To: **Wire & Cable**

Features

Product Type Features

Power Contact Type	Contact
Connector & Contact Terminates To	Wire & Cable

Contact Features

Contact Mating Area Plating Material	Tin-Lead
Contact Current Rating (Max)	15 A
Contact Type	Tab
Mating Tab Width	5.84 mm[.23 in]
Mating Tab Thickness	2.67 mm[.105 in]
Contact Base Material	Copper
Contact Mating Area Plating Material Thickness	1.27 μm[50 μin]
Wire Contact Termination Area Plating Thickness	1.27 μm[50 μin]
Wire Contact Termination Area Plating Material	Tin-Lead
Wire Contact Termination Area Plating Material Finish	Bright
Contact Orientation	Right Angle
Contact Underplating Material	Copper

Termination Features

Termination Method to Wire & Cable	Crimp
------------------------------------	-------

Mechanical Attachment

Wire Insulation Support	With
-------------------------	------



Dimensions

Wire Size	5 – 6 mm ²
Compatible Insulation Diameter Range	4.83 – 5.59 mm [.19 – .22 in]

Usage Conditions

Operating Temperature Range	-40 – 85 °C [-40 – 185 °F]
-----------------------------	----------------------------

Operation/Application

Circuit Application	Power
---------------------	-------

Packaging Features

Packaging Quantity	100
Packaging Method	Bag

Other

Power Connectors Comment	Hand Tool No. 69710-1 uses Die Insert No. 90145-2 for 16 AWG and Die Insert No. 90145-1 for 14-12 AWG wire.
--------------------------	---

Product Compliance

For compliance documentation, visit the product page on [TE.com](https://www.te.com)>






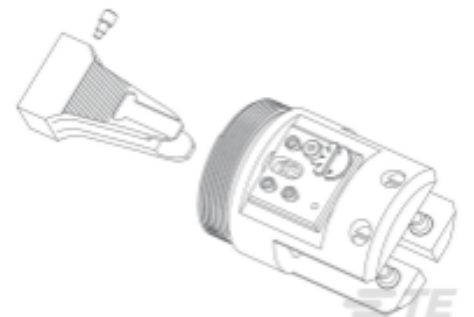
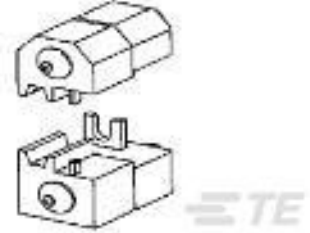
EU RoHS Directive 2011/65/EU	Not Compliant
EU ELV Directive 2000/53/EC	Not Compliant
China RoHS 2 Directive MIIT Order No 32, 2016	Restricted Materials Above Threshold
EU REACH Regulation (EC) No. 1907/2006	Current ECHA Candidate List: JUNE 2023 (235) Candidate List Declared Against: JUNE 2022 (224) SVHC > Threshold: Pb (13% in Component Part) Article Safe Usage Statements: Do not eat, drink or smoke when using this product. Wash thoroughly after handling. Recycle if possible and dispose of the article by following all applicable governmental regulations relevant to your geographic location.
Halogen Content	BFR/CFR/PVC Free, but Br/Cl >900 ppm in other sources.
Solder Process Capability	Not applicable for solder process capability

Product Compliance Disclaimer









This information is provided based on reasonable inquiry of our suppliers and represents our current actual knowledge based on the information they provided. This information is subject to change. The part numbers that TE has identified as EU RoHS compliant have a maximum concentration of 0.1% by weight in homogenous materials for lead, hexavalent chromium, mercury, PBB, PBDE, DBP, BBP, DEHP, DIBP, and 0.01% for cadmium, or qualify for an exemption to these limits as defined in the Annexes of Directive 2011/65/EU (RoHS2). Finished electrical and electronic equipment products will be CE marked as required by Directive 2011/65/EU. Components may not be CE marked. Additionally, the part


numbers that TE has identified as EU ELV compliant have a maximum concentration of 0.1% by weight in homogenous materials for lead, hexavalent chromium, and mercury, and 0.01% for cadmium, or qualify for an exemption to these limits as defined in the Annexes of Directive 2000/53/EC (ELV). Regarding the REACH Regulation, the information TE provides on SVHC in articles for this part number is based on the latest European Chemicals Agency (ECHA) 'Guidance on requirements for substances in articles' posted at this URL: <https://echa.europa.eu/guidance-documents/guidance-on-reach>

Compatible Parts

 <p>TE Part # 206037-2 CPC PLUG ASSEMBLY SIZE 17-3</p>	 <p>TE Part # 90384-1 HHHT TYPE XII MALE FEMALE 10 ASSY</p>	 <p>TE Part # 69710-1 C-HEAD FRAME W/O DIES</p>	 <p>TE Part # 7-1579008-6 UNLOCKING TOOL</p>
 <p>TE Part # 66741-8 TYPE XII FEMALE CONT (L.P.)</p>	 <p>TE Part # 356304-1 TOOL HOLDER ASSY, STRHT ACTION</p>	 <p>TE Part # 90140-1 TYPE XII MALE FEMALE 10 DIE SET</p>	

Customers Also Bought

 <p>TE Part #206127-1 CPC SPECIAL ASSEMBLY SIZE 17</p>	 <p>TE Part #66107-3 III+ PIN,26-24,15AU/FL,LP</p>	 <p>TE Part #1757819-1 AMPLIMITE,ASY,PLUG,STD,109,ZN,1</p>	 <p>TE Part #5745563-1 HD KIT,SCREWLOCK FEMALE</p>
 <p>TE Part #350705-7 UMNL SPLIT PIN 20-14 AUBR L/P</p>	 <p>TE Part #206458-1 CPC RECEPT ASSEMBLY SIZE 11-8</p>	 <p>TE Part #206552-1 Cable/Panel Mount Connector, CPC Series 1</p>	 <p>TE Part #208717-1 RECEPT ASSY,SZ 14,CMC</p>



Documents

Product Drawings

MALE CONTACT ASSY. (L.P.)

English

CAD Files

Customer View Model

[ENG_CVM_66259-1_Z.3d_igs.zip](#)

English

Customer View Model

[ENG_CVM_66259-1_Z.3d_stp.zip](#)

English

Customer View Model

[ENG_CVM_66259-1_Z.2d_dxf.zip](#)

English

3D PDF

English

By downloading the CAD file I accept and agree to the [Terms and Conditions](#) of use.

Datasheets & Catalog Pages

Power Contacts

English

M_SERIES_PIN_AND_SOCKET_CONNECTORS

English

Products for Aerospace and Defense

English

Product Specifications

Application Specification

English

Instruction Sheets

Instruction Sheet (U.S.)

English