

66100-9 ✓ ACTIVE

AMP | AMP Type III+

TE Internal #: 66100-9

Power Contacts, Contact, Gold, 18 – 16 AWG Wire Size, .8 – 1.4 mm² Wire Size, Wire & Cable, Crimp, Power & Signal, Socket, AMP Type III+

[View on TE.com >](#)



Connectors > Power Connectors > Power Contacts > Strip Pin and Socket Contacts, Type III



Power Contact Type: **Contact**

Contact Mating Area Plating Material: **Gold**

Wire Size: **.8 – 1.4 mm²**

Connector & Contact Terminates To: **Wire & Cable**

[All Strip Pin and Socket Contacts, Type III \(55\)](#)

Features

Product Type Features

Power Contact Type	Contact
Connector & Contact Terminates To	Wire & Cable

Contact Features

Contact Size	Size 16
Contact Mating Area Plating Material	Gold
Contact Current Rating (Max)	13 A
Contact Type	Socket
Contact Retention Within Housing	With
Mating Pin Diameter	1.57 mm[.062 in]
Contact Base Material	Brass
Contact Mating Area Plating Material Thickness	.76 µm[30 µin]
Wire Contact Termination Area Plating Thickness	1.27 µm[50 µin]
Wire Contact Termination Area Plating Material	Tin



Wire Contact Termination Area Plating Material Finish	Bright
Contact Orientation	Straight
Contact Underplating Material	Nickel
Contact Underplating Material Thickness	.76 μm[30 μin]

Termination Features

Termination Method to Wire & Cable	Crimp
------------------------------------	-------

Mechanical Attachment

Wire Insulation Support	With
-------------------------	------

Dimensions

Wire Size	.8 – 1.4 mm ²
Compatible Insulation Diameter Range	2.03 – 2.54 mm[.08 – .1 in]

Usage Conditions

Operating Temperature Range	-55 – 150 °C[-67 – 302 °F]
-----------------------------	----------------------------

Operation/Application

Circuit Application	Power & Signal
---------------------	----------------

Packaging Features

Packaging Quantity	4000
Packaging Method	Reel

Other

Power Connectors Comment	Overall insulation crimp diameter, including crimp barrel, must not exceed 3.18 [.125]., PRO-CRIMPER II # 58495-1 Hand Tool for field repair use only.
--------------------------	--

Product Compliance

[For compliance documentation, visit the product page on TE.com>](#)













EU RoHS Directive 2011/65/EU	Compliant
EU ELV Directive 2000/53/EC	Compliant
China RoHS 2 Directive MIIT Order No 32, 2016	No Restricted Materials Above Threshold
EU REACH Regulation (EC) No. 1907/2006	Current ECHA Candidate List: JUNE 2023 (235) Candidate List Declared Against: JUNE 2023 (235) Does not contain REACH SVHC

Halogen Content	Low Halogen - Br, Cl, F, I < 900 ppm per homogenous material. Also BFR/CFR/PVC Free
Solder Process Capability	Not applicable for solder process capability

Product Compliance Disclaimer

This information is provided based on reasonable inquiry of our suppliers and represents our current actual knowledge based on the information they provided. This information is subject to change. The part numbers that TE has identified as EU RoHS compliant have a maximum concentration of 0.1% by weight in homogenous materials for lead, hexavalent chromium, mercury, PBB, PBDE, DBP, BBP, DEHP, DIBP, and 0.01% for cadmium, or qualify for an exemption to these limits as defined in the Annexes of Directive 2011/65/EU (RoHS2). Finished electrical and electronic equipment products will be CE marked as required by Directive 2011/65/EU. Components may not be CE marked. Additionally, the part numbers that TE has identified as EU ELV compliant have a maximum concentration of 0.1% by weight in homogenous materials for lead, hexavalent chromium, and mercury, and 0.01% for cadmium, or qualify for an exemption to these limits as defined in the Annexes of Directive 2000/53/EC (ELV). Regarding the REACH Regulation, the information TE provides on SVHC in articles for this part number is based on the latest European Chemicals Agency (ECHA) 'Guidance on requirements for substances in articles' posted at this URL: <https://echa.europa.eu/guidance-documents/guidance-on-reach>

Compatible Parts

 <p>TE Part # CAT-AM71-C83998C Circular Plastic Connector, CMC Series 1</p>	 <p>TE Part # CAT-AM71-C83998Y One-Piece Connector, Sealed, CPC Series 1</p>	 <p>TE Part # CAT-AM71-C83998J Cable/Panel Mount Connector, CPC Series 1</p>	 <p>TE Part # CAT-AM71-C83998K Circular Connector, Environmentally Sealed, CPC Series 6</p>
 <p>TE Part # 58495-2 PROCRIMPER DIE ASSY MULTIMATE</p>	 <p>TE Part # 91505-1 CCII TYPE III+ 24-16 ASSY</p>	 <p>TE Part # 200893-2 INSERTION TOOL CONT</p>	 <p>TE Part # 58495-1 PRO CRIMPER ASSY MULTIMATE</p>
 <p>TE Part # 539972-1 EXTRACTION TOOL</p>	 <p>TE Part # 305183 EXTRACT TOOL TYPE 2 20-16</p>	 <p>TE Part # 2305570-1 Strip Terminal Cutter-Side Feed-No Crimp</p>	 <p>TE Part # 2151023-1 OCEAN_2.0_Applicator-S-080F1200</p>



TE Part # 2-2151023-1
OCEAN_2.0_Applicator-S-080F1200



TE Part # 2-2151023-2
OCEAN_2.0_Applicator-S-080F1200



TE Part # 2151023-2
OCEAN_2.0_Applicator-S-080F1200



TE Part # 5-2151023-1
OCEAN_2.0_Applicator-S-080F1200



TE Part # 5-2151023-2
OCEAN_2.0_Applicator-S-080F1200



TE Part # 7-2151023-1
OCEAN_2.0_Applicator-S-080F1200




TE Part # 7-2151023-2
OCEAN_2.0_Applicator-S-080F1200




TE Part # 7-2151023-7
OCEAN_2.0_SPARE_PART_KIT-080F1200

Also in the Series | AMP Type III+



Insertion & Extraction Tools(4)



Power Contacts(409)

Customers Also Bought



TE Part #213920-1
CPC SEAL KIT,UNASSM,SZ 17-16



TE Part #207019-1
METRIMATE PLUG,36 POS



TE Part #E55556-000
HTCM-SCE-TP-1/2-4H-4



TE Part #2-1644125-8
E SPRING .250 (6.3 MM) RECEPTACLE



TE Part #2019862-1
MV240-95



TE Part #5101310001
RPS-2.5K-18-12/2.0-S3-9



TE Part #T1902240232-100
H24BPR-TS/GHC-2M32



TE Part #4-1106053-3
O-Ring 98x3



Documents

Product Drawings

[III+ SKT,18-16,30AU/FL,STRIP](#)

English

CAD Files

Customer View Model

[ENG_CVM_CVM_66100-9_BJ.2d_dxf.zip](#)

English

[3D PDF](#)

3D

Customer View Model

[ENG_CVM_CVM_66100-9_BJ.3d_igs.zip](#)

English

Customer View Model

[ENG_CVM_CVM_66100-9_BJ.3d_stp.zip](#)

English

By downloading the CAD file I accept and agree to the [Terms and Conditions](#) of use.

Datasheets & Catalog Pages

[AMP Circular Connectors for Commercial Signal & Power Applications](#)

English

[Signal Contacts](#)

English

[M_SERIES_PIN_AND_SOCKET_CONNECTORS](#)

English

Product Specifications

[Application Specification](#)

English

Product Environmental Compliance

[Product Compliance Document](#)

English

[Product Compliance Document](#)

English



Instruction Sheets

[Instruction Sheet \(U.S.\)](#)

Japanese

[Instruction Sheet \(U.S.\)](#)

English

Agency Approvals

[Agency Approval Document](#)

English