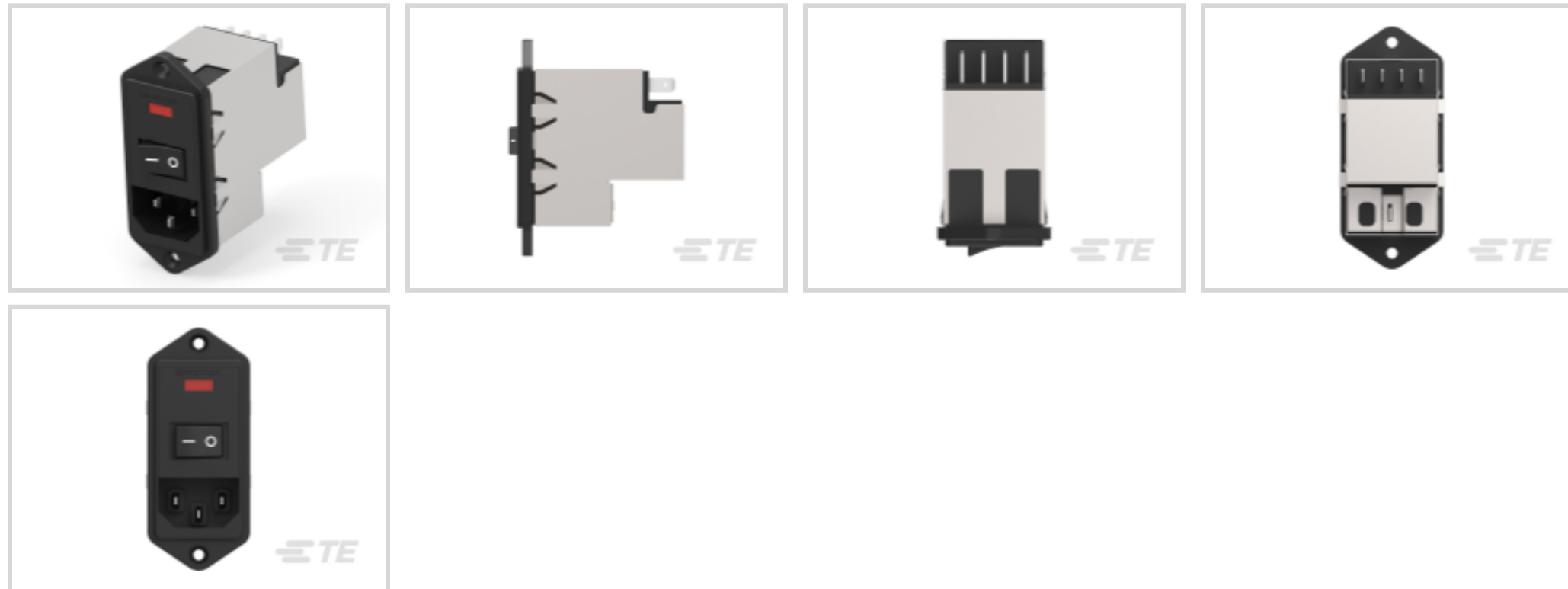




EMI & EMC Solutions > EMI Filters > Multi-Function Inlet Filters > CORCOM P SERIES MULTI-FUNCTION INLET FIL



Filter Type: **Power Entry (Filtered/Unfiltered)**

Input Voltage Selection: **Dual AC (SMPS)**

Filter Switch Type: **DPST**

Filter Shield Type: **Complete Shield**

Product Orientation: **Vertical**

[All CORCOM P SERIES MULTI-FUNCTION INLET FIL \(300\)](#)

## Features

### Product Type Features

|                         |                                   |
|-------------------------|-----------------------------------|
| Ground Choke Option     | No                                |
| Level Of Filtering      | Inductor & Capacitor              |
| Filter Type             | Power Entry (Filtered/Unfiltered) |
| Filter Switch Type      | DPST                              |
| Output Termination Type | .187" FASTON                      |
| Filtering Requirements  | Filtered                          |
| Filter Connector Type   | IEC 60320-1 C-14                  |

### Configuration Features

|                  |        |
|------------------|--------|
| Extender Options | None   |
| Fuse Options     | Single |

### Electrical Characteristics

|                         |                |
|-------------------------|----------------|
| Input Voltage Selection | Dual AC (SMPS) |
|-------------------------|----------------|



|                                      |                  |
|--------------------------------------|------------------|
| Leakage Current (Max) (120VAC, 60Hz) | 2 $\mu$ A        |
| Leakage Current (Max) (250VAC, 50Hz) | 5 $\mu$ A        |
| Current Rating                       | 10 A             |
| Operating Voltage                    | 115 VAC, 230 VAC |

### Body Features

|                     |                 |
|---------------------|-----------------|
| Filter Shield Type  | Complete Shield |
| Product Orientation | Vertical        |

### Mechanical Attachment

|                          |         |
|--------------------------|---------|
| Panel Mount Feature Type | Flanged |
|--------------------------|---------|

### Dimensions

|                               |                             |
|-------------------------------|-----------------------------|
| Panel Thickness (Recommended) | .79 – 2 mm [.031 – .079 in] |
|-------------------------------|-----------------------------|

### Usage Conditions

|                             |             |
|-----------------------------|-------------|
| Operating Temperature Range | -10 – 40 °C |
|-----------------------------|-------------|

## Product Compliance

[For compliance documentation, visit the product page on TE.com>](#)

|   |   |
|---|---|
| EU RoHS Directive 2011/65/EU                  | Compliant   |
| EU ELV Directive 2000/53/EC                   | Compliant   |
| China RoHS 2 Directive MIIT Order No 32, 2016 | No Restricted Materials Above Threshold   |
| EU REACH Regulation (EC) No. 1907/2006        | Current ECHA Candidate List: JUNE 2023 (235)<br>Candidate List Declared Against: JUNE 2023 (235)<br>Does not contain REACH SVHC |
| Halogen Content                               | Not Low Halogen - contains Br or Cl > 900 ppm.  |
| Solder Process Capability                     | Not applicable for solder process capability  |

#### Product Compliance Disclaimer

This information is provided based on reasonable inquiry of our suppliers and represents our current actual knowledge based on the information they provided. This information is subject to change. The part numbers that TE has identified as EU RoHS compliant have a maximum concentration of 0.1% by weight in homogenous materials for lead, hexavalent chromium, mercury, PBB, PBDE, DBP, BBP, DEHP, DIBP, and 0.01% for cadmium, or qualify for an exemption to these limits as defined in the Annexes of Directive 2011/65/EU (RoHS2). Finished electrical and electronic equipment products will be CE marked as required by Directive 2011/65/EU. Components may not be CE marked. Additionally, the part numbers that TE has identified as EU ELV compliant have a maximum concentration of 0.1% by weight in homogenous materials for lead, hexavalent chromium, and mercury, and 0.01% for cadmium, or qualify for an exemption to these limits as defined in the Annexes of Directive 2000/53/EC (ELV). Regarding the REACH Regulation, the information TE provides

on SVHC in articles for this part number is based on the latest European Chemicals Agency (ECHA) 'Guidance on requirements for substances in articles' posted at this URL: <https://echa.europa.eu/guidance-documents/guidance-on-reach>

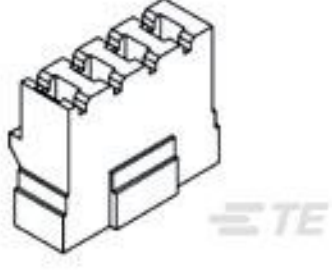
## Compatible Parts



TE Part # 1609140-1  
PA100=F6800



TE Part # 1609146-1  
PA101 CONNECTOR PLU=F6998




TE Part # 1609146-2  
PA102 CONNECTOR PIN=F6999



TE Part # 1609140-3  
PA105 J0=F6806

## Also in the Series | Corcom P



EMI & EMC Accessories(4)



Multi-Function Inlet Filters(368)

## Customers Also Bought



TE Part #646547-1  
Z-PACK A-B 25 COLUMN SHLD ASSY



TE Part #1437622-2  
KLN700A1/4=KNOB KNUURL W/IND LI



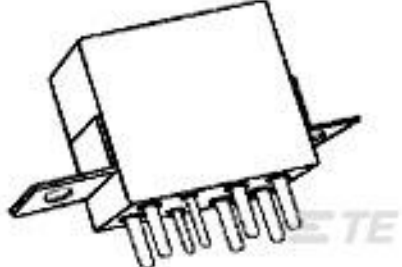
TE Part #2-2176389-0  
RQ 1206 169R 0.1% 10PPM 5K RL



TE Part #5677914003  
RNF-3000-3/1-X-SP




TE Part #2-1617031-1  
HFW1201K45M = M39016/6-109M



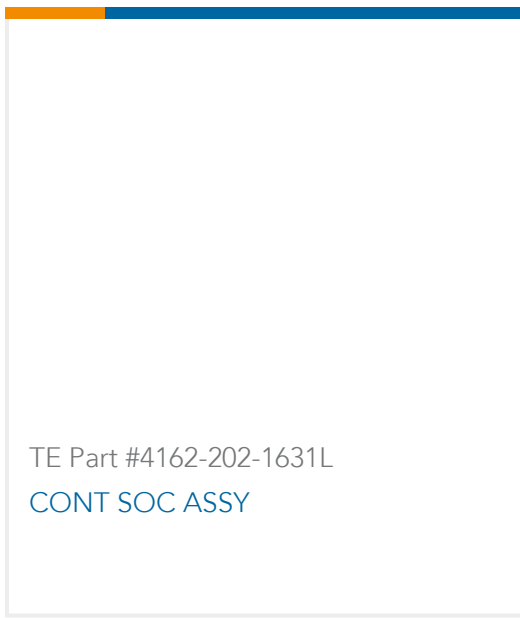
TE Part #4-1617758-3  
FCB-205-0219L=M83536/2-019L



TE Part #1617735-9  
HFW4A1230D00=HFW4A HALF SIZE R



TE Part #24264H10B5PN  
HERM RECP



## Documents

### Product Drawings

[PMOSSSSXB=C3322](#)

English

### CAD Files

Customer View Model

[ENG\\_CVM\\_6609940-8\\_A.3d\\_igs.zip](#)

English

Customer View Model

[ENG\\_CVM\\_6609940-8\\_A.3d\\_stp.zip](#)

English

Customer View Model

[ENG\\_CVM\\_6609940-8\\_A.2d\\_dxf.zip](#)

English

### 3D PDF

3D

Customer View Model

[ENG\\_CVM\\_CVM\\_6609940-8\\_O.3d\\_igs.zip](#)

English

Customer View Model

[ENG\\_CVM\\_CVM\\_6609940-8\\_O.3d\\_stp.zip](#)

English

Customer View Model

[ENG\\_CVM\\_CVM\\_6609940-8\\_O.2d\\_dxf.zip](#)

English

### 3D PDF

3D

By downloading the CAD file I accept and agree to the [Terms and Conditions](#) of use.

### Datasheets & Catalog Pages

[1654001\\_CORCOM\\_PRODUCT\\_GUIDE](#)

English

[Corcom Combined Selector Charts](#)

English

[1-1654250-1\\_CORCOM\\_EMI\\_RFI\\_QRG](#)



English