

66099-1 ✓ ACTIVE

AMP | AMP Type III+


TE Internal #: 66099-1

Power Contacts, Contact, Precious Metal, 18 – 16 AWG Wire Size, .8 – 1.4 mm² Wire Size, Wire & Cable, Crimp, Power & Signal, Pin, AMP Type III+

[View on TE.com >](#)



Connectors > Power Connectors > Power Contacts



Power Contact Type: **Contact**

Contact Mating Area Plating Material: **Precious Metal**

Wire Size: **.8 – 1.4 mm²**

Connector & Contact Terminates To: **Wire & Cable**

Features

Product Type Features

Power Contact Type	Contact
Connector & Contact Terminates To	Wire & Cable

Contact Features

Contact Size	Size 16
Contact Shape & Form	Round
Contact Mating Area Plating Material	Precious Metal
Contact Current Rating (Max)	13 A
Contact Type	Pin
Contact Retention Within Housing	With
Mating Pin Diameter	1.57 mm[.062 in]
Contact Base Material	Brass
Contact Mating Area Plating Material Thickness	.76 µm[30 µin]
Contact Mating Area Plating Material Finish	Bright
Wire Contact Termination Area Plating Thickness	.25 µm[10 µin]
Wire Contact Termination Area Plating Material	Gold



Wire Contact Termination Area Plating Material Finish	Bright
Contact Orientation	Straight
Contact Underplating Material	Nickel
Contact Underplating Material Thickness	1.27 μm[50 μin]

Termination Features

Termination Method to Wire & Cable	Crimp
------------------------------------	-------

Mechanical Attachment

Contact Retention Type Within Housing	Snap-In
Wire Insulation Support	With

Dimensions

Wire Size	.8 – 1.4 mm ²
Compatible Insulation Diameter Range	2.03 – 2.54 mm[.08 – .1 in]

Usage Conditions

Operating Temperature Range	-55 – 150 °C[-67 – 302 °F]
-----------------------------	----------------------------

Operation/Application

Circuit Application	Power & Signal
---------------------	----------------

Packaging Features

Packaging Quantity	1000
Packaging Method	Carton, Loose Piece

Other

Power Connectors Comment	Overall insulation crimp diameter, including crimp barrel, must not exceed 3.18 [.125]., Wire strip length-- 3.96 [.156] for all wire sizes.
--------------------------	--

Product Compliance

[For compliance documentation, visit the product page on TE.com>](#)

EU RoHS Directive 2011/65/EU	Compliant
EU ELV Directive 2000/53/EC	Compliant
China RoHS 2 Directive MIIT Order No 32, 2016	No Restricted Materials Above Threshold
EU REACH Regulation (EC) No. 1907/2006	Current ECHA Candidate List: JUNE 2023 (235) Candidate List Declared Against: JUNE 2023 (235)

Does not contain REACH SVHC

Halogen Content

Low Halogen - Br, Cl, F, I < 900 ppm per homogenous material. Also BFR/CFR/PVC Free

Solder Process Capability

Not applicable for solder process capability

Product Compliance Disclaimer

This information is provided based on reasonable inquiry of our suppliers and represents our current actual knowledge based on the information they provided. This information is subject to change. The part numbers that TE has identified as EU RoHS compliant have a maximum concentration of 0.1% by weight in homogenous materials for lead, hexavalent chromium, mercury, PBB, PBDE, DBP, BBP, DEHP, DIBP, and 0.01% for cadmium, or qualify for an exemption to these limits as defined in the Annexes of Directive 2011/65/EU (RoHS2). Finished electrical and electronic equipment products will be CE marked as required by Directive 2011/65/EU. Components may not be CE marked. Additionally, the part numbers that TE has identified as EU ELV compliant have a maximum concentration of 0.1% by weight in homogenous materials for lead, hexavalent chromium, and mercury, and 0.01% for cadmium, or qualify for an exemption to these limits as defined in the Annexes of Directive 2000/53/EC (ELV). Regarding the REACH Regulation, the information TE provides on SVHC in articles for this part number is based on the latest European Chemicals Agency (ECHA) 'Guidance on requirements for substances in articles' posted at this URL: <https://echa.europa.eu/guidance-documents/guidance-on-reach>

Compatible Parts

Also in the Series | **AMP Type III+**


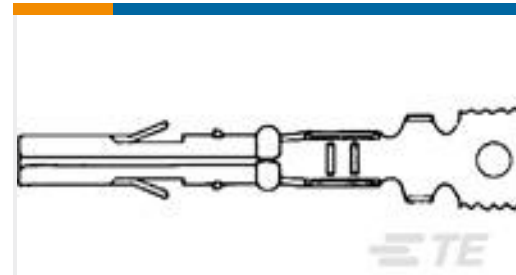
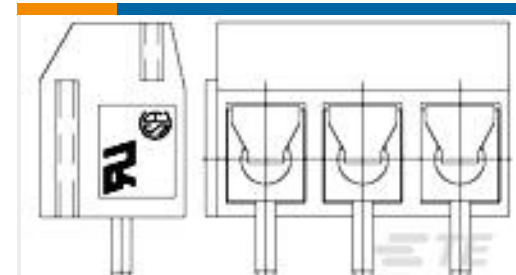
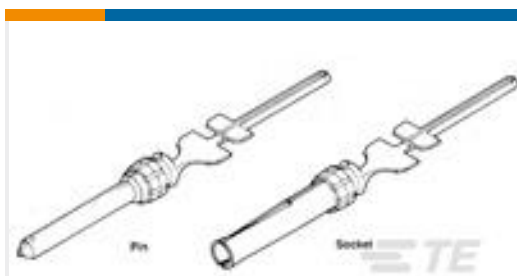
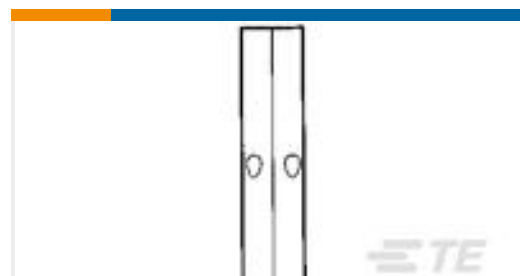
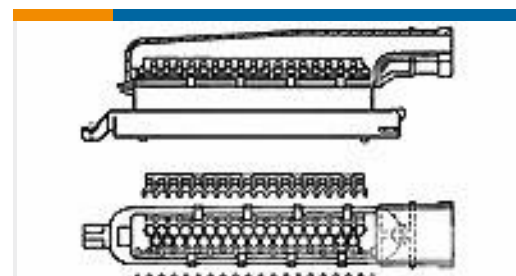



Insertion & Extraction Tools(4)



Power Contacts(409)

Customers Also Bought

TE Part #5788797-1
09 HTMSFL ASSY RA 318 (SL,BL)TE Part #1-745496-9
PLUG ASSY,25P,HDE,MSTE Part #641300-1
MR RECPT PTPHBZ LP 26-18TE Part #1776244-6
Vert Side Wire Entry, 5.0mm, BTE Part #5-745287-0
20 DF PIN CONTACT DUPLEX/LPTE Part #8-31818-1
SOLIS BUTT 22-16 COMM 22-18MILTE Part #282195-2
SPLASH PROOF CONN. W/S.L.35 WATE Part #51864-3
TERMINAL,PIDG R 16-14 6TE Part #NB14254001
VERSAFIT-1-0-FSP

Documents

Product Drawings

III+ PIN,18-16,30AU>10,LP

English

CAD Files

Customer View Model

ENG_CVM_CVM_66099-1_AE.2d_dxf.zip

English

3D PDF



3D

Customer View Model

[ENG_CVM_CVM_66099-1_AE.3d_igs.zip](#)

English

Customer View Model

[ENG_CVM_CVM_66099-1_AE.3d_stp.zip](#)

English

By downloading the CAD file I accept and agree to the [Terms and Conditions](#) of use.

Datasheets & Catalog Pages

[AMP Circular Connectors for Commercial Signal & Power Applications](#)

English

[Signal Contacts](#)

English

[M_SERIES_PIN_AND_SOCKET_CONNECTORS](#)

English

Product Specifications

[Application Specification](#)

English

Product Environmental Compliance

[MD_66099-1_08232017026_dmtec](#)

English

[MD_66099-1_08232017026_dmtec](#)

English

Instruction Sheets

[Instruction Sheet \(U.S.\)](#)

Japanese

[Instruction Sheet \(U.S.\)](#)

English

Agency Approvals

[Agency Approval Document](#)

English