



EMI & EMC Solutions > EMI Filters > Multi-Function Inlet Filters > CORCOM P SERIES MULTI-FUNCTION INLET FIL



Filter Type: **Power Entry Module**

Input Voltage Selection: **Single AC**

Filter Switch Type: **No Switch**

Filter Shield Type: **None**

Product Orientation: **Vertical**

[All CORCOM P SERIES MULTI-FUNCTION INLET FIL \(300\)](#)

## Features

### Product Type Features

Ground Choke Option	No
Filter Type	Power Entry Module
Filter Switch Type	No Switch
Output Termination Type	.187" FASTON
Filtering Requirements	Filtered
Filter Connector Type	IEC 320/C-14

### Configuration Features

Extender Options	None
Fuse Options	Single

### Electrical Characteristics

Input Voltage Selection	Single AC
Leakage Current (Max) (120VAC, 60Hz)	2 $\mu$ A



Leakage Current (Max) (250VAC, 50Hz)	5 $\mu$ A
Current Rating	6 A
Operating Voltage	250 VAC

### Body Features

Filter Shield Type	None
Product Orientation	Vertical

### Mechanical Attachment

Panel Mount Feature Type	Snap-In
--------------------------	---------

### Dimensions

Panel Thickness (Recommended)	.13 – 1 mm
-------------------------------	------------

### Usage Conditions

Operating Temperature Range	-10 – 40 °C
-----------------------------	-------------

## Product Compliance

[For compliance documentation, visit the product page on TE.com>](#)

EU RoHS Directive 2011/65/EU	Compliant
EU ELV Directive 2000/53/EC	Compliant
China RoHS 2 Directive MIIT Order No 32, 2016	No Restricted Materials Above Threshold
EU REACH Regulation (EC) No. 1907/2006	Current ECHA Candidate List: JUNE 2023 (235) Candidate List Declared Against: JUNE 2023 (235) Does not contain REACH SVHC
Halogen Content	Not Low Halogen - contains Br or Cl > 900 ppm.
Solder Process Capability	Not applicable for solder process capability

#### Product Compliance Disclaimer

This information is provided based on reasonable inquiry of our suppliers and represents our current actual knowledge based on the information they provided. This information is subject to change. The part numbers that TE has identified as EU RoHS compliant have a maximum concentration of 0.1% by weight in homogenous materials for lead, hexavalent chromium, mercury, PBB, PBDE, DBP, BBP, DEHP, DIBP, and 0.01% for cadmium, or qualify for an exemption to these limits as defined in the Annexes of Directive 2011/65/EU (RoHS2). Finished electrical and electronic equipment products will be CE marked as required by Directive 2011/65/EU. Components may not be CE marked. Additionally, the part numbers that TE has identified as EU ELV compliant have a maximum concentration of 0.1% by weight in homogenous materials for lead, hexavalent chromium, and mercury, and 0.01% for cadmium, or qualify for an exemption to these limits as defined in the Annexes of Directive 2000/53/EC (ELV). Regarding the REACH Regulation, the information TE provides on SVHC in articles for this part number is based on the latest European Chemicals Agency (ECHA) 'Guidance on requirements for substances in articles' posted at this URL: <https://echa.europa.eu/guidance-documents/guidance-on-reach>

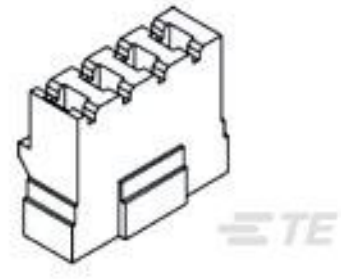
## Compatible Parts



TE Part # 1609140-1  
PA100=F6800



TE Part # 1609146-1  
PA101 CONNECTOR PLU=F6998




TE Part # 1609146-2  
PA102 CONNECTOR PIN=F6999



TE Part # 1609140-3  
PA105 J0=F6806

## Also in the Series | Corcom P



EMI & EMC Accessories(4)



Multi-Function Inlet Filters(368)

## Customers Also Bought



TE Part #208338-1  
SEAL PROTECTOR SOCKET



TE Part #6-1393117-8  
KUP-14AE5-24=KU



TE Part #8-1393252-1  
W67-X2Q52-10=M6/M7/M9/W6/W7



TE Part #10202026-00  
PRESS XDCR U5600-00000E-007BA




TE Part #YDTS26W09-35SCV001  
PLUG ASSY



TE Part #58247-1  
MTA 156 CRIMP HEAD REPAIR  
DISCRETE



TE Part #1423008-9  
T92P7D24-24



TE Part #4-1393306-5  
VF711F11/X834



## Documents

### Product Drawings

[PS000SH60=C1051](#)

English

### CAD Files

Customer View Model

[ENG\\_CVM\\_6609106-3\\_A.3d\\_igs.zip](#)

English

Customer View Model

[ENG\\_CVM\\_6609106-3\\_A.3d\\_stp.zip](#)

English

Customer View Model

[ENG\\_CVM\\_6609106-3\\_A.2d\\_dxf.zip](#)

English

### 3D PDF

3D

Customer View Model

[ENG\\_CVM\\_CVM\\_6609106-3\\_O.3d\\_igs.zip](#)

English

Customer View Model

[ENG\\_CVM\\_CVM\\_6609106-3\\_O.3d\\_stp.zip](#)

English

Customer View Model

[ENG\\_CVM\\_CVM\\_6609106-3\\_O.2d\\_dxf.zip](#)

English

### 3D PDF

3D

By downloading the CAD file I accept and agree to the [Terms and Conditions](#) of use.

### Datasheets & Catalog Pages

[1654001\\_CORCOM\\_PRODUCT\\_GUIDE](#)

English

[Corcom Combined Selector Charts](#)

English

[1-1654250-1\\_CORCOM\\_EMI\\_RFI\\_QRG](#)



English

---

**Product Environmental Compliance**

[MD\\_6609106-3\\_10202015916\\_dmtec](#)

English

[MD\\_6609106-3\\_10202015916\\_dmtec](#)

English