

650992-5 ✓ ACTIVE

EUROCARD | Eurocard Type B


TE Internal #: 650992-5

Eurocard Connectors, Receptacle, Board-to-Board, 96 Position, .1 in [2.54 mm] Centerline, Printed Circuit Board, 3 Row, Vertical, Eurocard Type B

[View on TE.com >](#)



Connectors > PCB Connectors > Backplane Connectors > Eurocard Connectors



Connector & Housing Type: **Receptacle**

Connector System: **Board-to-Board**

Termination Post & Tail Length: **4.82 mm [.19 in]**

Number of Positions: **96**

Centerline (Pitch): **2.54 mm [.1 in]**

Features

Product Type Features

Connector & Housing Type	Receptacle
Connector System	Board-to-Board
Connector & Contact Terminates To	Printed Circuit Board
DIN Size	Standard
DIN Level	II

Configuration Features

Number of Positions	96
Number of Rows	3
PCB Mount Orientation	Vertical
Number of Columns	32
Number of Signal Positions	96
Rows Loaded	A, B, C

Contact Features

Contact Type	Socket
--------------	--------



Contact Base Material	Phosphor Bronze
-----------------------	-----------------

Contact Current Rating (Max)	3 A
------------------------------	-----

Termination Features

Termination Method to Printed Circuit Board	Through Hole - Press-Fit
---	--------------------------

Termination Post & Tail Length	4.82 mm[.19 in]
--------------------------------	-----------------

Mechanical Attachment

Mating Alignment Type	Polarization
-----------------------	--------------

Mating Retention	With
------------------	------

Mating Alignment	With
------------------	------

PCB Mount Alignment	With
---------------------	------

Panel Mount Feature	Without
---------------------	---------

PCB Mount Retention	With
---------------------	------

PCB Mount Retention Type	Action/Compliant Tail
--------------------------	-----------------------

Connector Mounting Type	Board Mount
-------------------------	-------------

Housing Features

Housing Material	Polyester - GF
------------------	----------------

Centerline (Pitch)	2.54 mm[.1 in]
--------------------	----------------

Dimensions

Connector Height	15.88 mm
------------------	----------

PCB Thickness (Recommended)	1.57 mm[.062 in]
-----------------------------	------------------

Row-to-Row Spacing	2.54 mm[.1 in]
--------------------	----------------

Usage Conditions

Operating Temperature Range	-55 – 105 °C[-67 – 221 °F]
-----------------------------	----------------------------

Operation/Application

Shielded	No
----------	----

Circuit Application	Signal
---------------------	--------

Packaging Features

Packaging Method	Box
------------------	-----

Product Compliance

For compliance documentation, visit the product page on [TE.com](https://www.te.com)>

EU RoHS Directive 2011/65/EU	Not Compliant
------------------------------	---------------



EU ELV Directive 2000/53/EC

Compliant with Exemptions

China RoHS 2 Directive MIIT Order No 32, 2016

Restricted Materials Above Threshold

EU REACH Regulation (EC) No. 1907/2006

Current ECHA Candidate List: JUNE 2023 (235)

Candidate List Declared Against: JUNE 2023 (235)

SVHC > Threshold:

Pb (13% in Component Part)

Article Safe Usage Statements:

Do not eat, drink or smoke when using this product. Wash thoroughly after handling. Recycle if possible and dispose of the article by following all applicable governmental regulations relevant to your geographic location.

Halogen Content

Not Low Halogen - contains Br or Cl > 900 ppm.

Solder Process Capability

Not applicable for solder process capability

Product Compliance Disclaimer

This information is provided based on reasonable inquiry of our suppliers and represents our current actual knowledge based on the information they provided. This information is subject to change. The part numbers that TE has identified as EU RoHS compliant have a maximum concentration of 0.1% by weight in homogenous materials for lead, hexavalent chromium, mercury, PBB, PBDE, DBP, BBP, DEHP, DIBP, and 0.01% for cadmium, or qualify for an exemption to these limits as defined in the Annexes of Directive 2011/65/EU (RoHS2). Finished electrical and electronic equipment products will be CE marked as required by Directive 2011/65/EU. Components may not be CE marked. Additionally, the part numbers that TE has identified as EU ELV compliant have a maximum concentration of 0.1% by weight in homogenous materials for lead, hexavalent chromium, and mercury, and 0.01% for cadmium, or qualify for an exemption to these limits as defined in the Annexes of Directive 2000/53/EC (ELV). Regarding the REACH Regulation, the information TE provides on SVHC in articles for this part number is based on the latest European Chemicals Agency (ECHA) 'Guidance on requirements for substances in articles' posted at this URL: <https://echa.europa.eu/guidance-documents/guidance-on-reach>

Compatible Parts



TE Part # 1-148057-5
096 EURO TYP C RECP 13MM ASSY



TE Part # 5535089-5
ASSEMBLY,RECEPTACLE,EUROCARD, T



TE Part # 650473-5
096 EURO TYPE C PIN ST ASSY



TE Part # 5148057-5
ASSY,RECEPTACLE,EUROCARD,TYPE C,LEAD-FRE



TE Part # 5650473-5
ASSY,PIN,EUROCARD,TYPE C,LEAD-



TE Part # 650947-5
096 EURO TYPE C PIN ST ASSY



TE Part # 5148059-5
ASSY,RECEPTACLE,EUROCARD,TYPE C,LEAD-FRE



TE Part # 9-1393644-1
V42254B1200C960=PC612 MESSERLE




TE Part # 5650461-4
ASSY,RECEPTACLE,EUROCARD,TYPE



TE Part # 5650895-4
ASSY,RECEPT,EUROCARD,TYPE R,LE



TE Part # 5535090-5
ASSEMBLY,RECEPTACLE,EUROCARD, T



TE Part # 650913-5
096 EURO TYPE C PIN BL ASSY



TE Part # 1-148059-5
096 EURO TYP C RECP 17MM ASSY



TE Part # 535032-4
096 EURO TYPE C RECEPT AP ASSY



TE Part # 5535032-4
ASSY,RECEPTACLE,EUROCARD,TYPE



TE Part # 5650913-5
ASSY,PIN,EUROCARD,TYPE C,LEAD-



TE Part # 5650963-5
ASSY,RECEPTACLE,EUROCARD,TYPE



TE Part # 5148292-5
ASSY,RECEPTACLE,EUROCARD,TYPE




TE Part # 4-1393637-6
V42254P2263C960=PC612 FEDERLEI




TE Part # 148059-5
096 EURO TYP C RECP 17MM ASSY

Also in the Series | Eurocard Type B



Eurocard Connectors(39)



Standard Edge Connectors(2)

Customers Also Bought



TE Part #2-1462039-6
IM21GR=IM RELAY 50mW 3V



TE Part #1-146134-7
10 MODII HDR DRST SFMNT B/A



TE Part #1734510-1
MINI USB, TYPE B, R/A, T/H



TE Part #1888968-1
Cage Assy PCI Hsink QSFP Behind Bezel



Documents

Product Drawings

[096 ENHNCD EURO RECEPT AP ASSY](#)

English

CAD Files

Customer View Model

[ENG_CVM_CVM_650992-5_AD.2d_dxf.zip](#)

English

[3D PDF](#)

3D

Customer View Model

[ENG_CVM_CVM_650992-5_AD.3d_igs.zip](#)

English

Customer View Model

[ENG_CVM_CVM_650992-5_AD.3d_stp.zip](#)

English

By downloading the CAD file I accept and agree to the [Terms and Conditions](#) of use.

Product Specifications

[Application Specification](#)

English

Product Environmental Compliance

[TE Material Declaration](#)

English