

650897-5 ✓ ACTIVE

EUROCARD | Eurocard Type R


TE Internal #: 650897-5

Eurocard Connectors, Receptacle, Board-to-Board, 64 Position, .1 in [2.54 mm] Centerline, Printed Circuit Board, 2 Row, Right Angle, Eurocard Type R

[View on TE.com >](#)



Connectors > PCB Connectors > Backplane Connectors > Eurocard Connectors



Connector & Housing Type: **Receptacle**

Connector System: **Board-to-Board**

Termination Post & Tail Length: **2.79 mm [.11 in]**

Number of Positions: **64**

Centerline (Pitch): **2.54 mm [.1 in]**

Features

Product Type Features

Connector & Housing Type	Receptacle
Connector System	Board-to-Board
Connector & Contact Terminates To	Printed Circuit Board
DIN Size	Standard
DIN Level	II

Configuration Features

Number of Power or Coaxial Positions	64
Number of Positions	64
Number of Rows	2
PCB Mount Orientation	Right Angle
Number of Columns	48
Number of Signal Positions	64
Rows Loaded	A, C

Electrical Characteristics



Operating Voltage	250 VAC
-------------------	---------

Body Features

Primary Product Color	Gray
-----------------------	------

Contact Features

PCB Contact Termination Area Plating Material Thickness	2.54 – 5.08 μm [100 – 200 μin]
---	---

Contact Type	Socket
--------------	--------

Contact Mating Area Plating Material Thickness	.76 μm [30 μin]
--	--

Contact Mating Area Plating Material	Gold
--------------------------------------	------

PCB Contact Termination Area Plating Material	Tin-Lead
---	----------

Contact Base Material	Phosphor Bronze
-----------------------	-----------------

Contact Current Rating (Max)	1.5 A
------------------------------	-------

Termination Features

Termination Method to Printed Circuit Board	Through Hole - Solder
---	-----------------------

Termination Post & Tail Length	2.79 mm[.11 in]
--------------------------------	-----------------

Mechanical Attachment

Mating Alignment Type	Polarization
-----------------------	--------------

Mating Alignment	With
------------------	------

PCB Mount Alignment	Without
---------------------	---------

PCB Mount Retention	With
---------------------	------

PCB Mount Retention Type	Boardlock
--------------------------	-----------

Connector Mounting Type	Board Mount
-------------------------	-------------

Housing Features

Housing Material	Polyester - GF
------------------	----------------

Centerline (Pitch)	2.54 mm[.1 in]
--------------------	----------------

Dimensions

PCB Thickness (Recommended)	1.57 mm[.062 in]
-----------------------------	------------------

Row-to-Row Spacing	2.54 mm[.1 in]
--------------------	----------------

Usage Conditions

Operating Temperature Range	-55 – 105 $^{\circ}\text{C}$ [-67 – 221 $^{\circ}\text{F}$]
-----------------------------	--

Operation/Application

Shielded	No
----------	----

Circuit Application	Power & Signal
---------------------	----------------



Industry Standards

UL Flammability Rating	UL 94V-0
------------------------	----------

Packaging Features

Packaging Method	Box
------------------	-----

Product Compliance

[For compliance documentation, visit the product page on TE.com>](#)

EU RoHS Directive 2011/65/EU	Not Compliant
EU ELV Directive 2000/53/EC	Compliant with Exemptions
China RoHS 2 Directive MIIT Order No 32, 2016	Restricted Materials Above Threshold
EU REACH Regulation (EC) No. 1907/2006	Current ECHA Candidate List: JUNE 2023 (235) Candidate List Declared Against: JUNE 2023 (235) SVHC > Threshold: Pb (13% in Component Part) Article Safe Usage Statements: Do not eat, drink or smoke when using this product. Wash thoroughly after handling. Recycle if possible and dispose of the article by following all applicable governmental regulations relevant to your geographic location.
Halogen Content	Not Low Halogen - contains Br or Cl > 900 ppm.
Solder Process Capability	Wave solder capable to 240°C



Product Compliance Disclaimer

This information is provided based on reasonable inquiry of our suppliers and represents our current actual knowledge based on the information they provided. This information is subject to change. The part numbers that TE has identified as EU RoHS compliant have a maximum concentration of 0.1% by weight in homogenous materials for lead, hexavalent chromium, mercury, PBB, PBDE, DBP, BBP, DEHP, DIBP, and 0.01% for cadmium, or qualify for an exemption to these limits as defined in the Annexes of Directive 2011/65/EU (RoHS2). Finished electrical and electronic equipment products will be CE marked as required by Directive 2011/65/EU. Components may not be CE marked. Additionally, the part numbers that TE has identified as EU ELV compliant have a maximum concentration of 0.1% by weight in homogenous materials for lead, hexavalent chromium, and mercury, and 0.01% for cadmium, or qualify for an exemption to these limits as defined in the Annexes of Directive 2000/53/EC (ELV). Regarding the REACH Regulation, the information TE provides on SVHC in articles for this part number is based on the latest European Chemicals Agency (ECHA) 'Guidance on requirements for substances in articles' posted at this URL: <https://echa.europa.eu/guidance-documents/guidance-on-reach>

Compatible Parts



Also in the Series | Eurocard Type R



Customers Also Bought





Documents

Product Drawings

[064 EURO TYPE R RECEPT BL ASSY](#)

English

CAD Files

[3D PDF](#)

3D

Customer View Model

[ENG_CVM_CVM_650897-5_AC.2d_dxf.zip](#)

English

Customer View Model

[ENG_CVM_CVM_650897-5_AC.3d_igs.zip](#)

English

Customer View Model

[ENG_CVM_CVM_650897-5_AC.3d_stp.zip](#)

English

By downloading the CAD file I accept and agree to the [Terms and Conditions](#) of use.

Product Specifications

[Application Specification](#)

English