

6450550-1 ✓ ACTIVE

## MULTI-BEAM


TE Internal #: 6450550-1

Rectangular Power Connectors, Header, Receptacle, Board-to-Board, 32 Position, 7.62 mm / 2.54 mm / 6.35 mm [.25 in / .1 in / .3 in] Centerline

[View on TE.com >](#)



Connectors > Power Connectors > Rectangular Power > Rectangular Power Connectors



Rectangular Power Connector Type: **Header**

Connector & Housing Type: **Receptacle**

Connector System: **Board-to-Board**

Number of Positions: **32**

Centerline (Pitch): **2.54 mm, 6.35 mm, 7.62 mm [ .1 in, .25 in, .3 in ]**

## Features

### Product Type Features

Rectangular Power Connector Type	Header
Connector & Housing Type	Receptacle
Connector System	Board-to-Board
Sealable	No
Connector & Contact Terminates To	Printed Circuit Board

### Configuration Features

Number of Positions	32
PCB Mount Orientation	Vertical
Number of Power Positions	8
Number of Signal Positions	24
Number of Rows	4

### Electrical Characteristics

Operating Voltage	60 VDC, 200 VDC, 300 VDC
-------------------	--------------------------

### Contact Features

Power Contact Base Material	Tin
Contact Underplating Material Thickness	3.43 $\mu$ m
Contact Mating Area Plating Material	Gold Flash over Palladium Nickel
Contact Underplating Material	Nickel



Contact Current Rating (Max)	42 A
Contact Retention Within Housing	Without
Contact Type	Receptacle
PCB Contact Termination Area Plating Material	Tin
Contact Mating Area Plating Material Thickness	.76 $\mu$ m[30 $\mu$ in]

### Termination Features

Termination Post & Tail Length	3.43 mm[.135 in]
Termination Method to Printed Circuit Board	Through Hole - Press-Fit

### Mechanical Attachment

PCB Mount Retention	With
PCB Mount Retention Type	Action/Compliant Tail
Mating Retention Type	Action/Compliant Tail
Connector Mounting Type	Board Mount

### Housing Features

Centerline (Pitch)	2.54 mm, 6.35 mm, 7.62 mm[.1 in][.25 in][.3 in]
Housing Color	Black
Housing Material	High Temperature Thermoplastic

### Dimensions

Row-to-Row Spacing	2.54 mm[.1 in]
--------------------	----------------

### Usage Conditions

Operating Temperature Range	-20 – 105 °C[-4 – 221 °F]
-----------------------------	---------------------------

### Operation/Application

Circuit Application	Power & Signal
---------------------	----------------

### Industry Standards

UL Flammability Rating	UL 94V-0
Glow Wire Rating	High Temperature Part - Not Glow Wire

### Packaging Features

Packaging Method	Box
------------------	-----

### Product Compliance

For compliance documentation, visit the product page on [TE.com](https://www.te.com)>



EU RoHS Directive 2011/65/EU	Compliant
EU ELV Directive 2000/53/EC	Compliant
China RoHS 2 Directive MIIT Order No 32, 2016	No Restricted Materials Above Threshold
EU REACH Regulation (EC) No. 1907/2006	Current ECHA Candidate List: JUNE 2023 (235) Candidate List Declared Against: JUNE 2023 (235) Does not contain REACH SVHC
Halogen Content	Not Low Halogen - contains Br or Cl > 900 ppm.
Solder Process Capability	Wave solder capable to 265°C

Product Compliance Disclaimer

This information is provided based on reasonable inquiry of our suppliers and represents our current actual knowledge based on the information they provided. This information is subject to change. The part numbers that TE has identified as EU RoHS compliant have a maximum concentration of 0.1% by weight in homogenous materials for lead, hexavalent chromium, mercury, PBB, PBDE, DBP, BBP, DEHP, DIBP, and 0.01% for cadmium, or qualify for an exemption to these limits as defined in the Annexes of Directive 2011/65/EU (RoHS2). Finished electrical and electronic equipment products will be CE marked as required by Directive 2011/65/EU. Components may not be CE marked. Additionally, the part numbers that TE has identified as EU ELV compliant have a maximum concentration of 0.1% by weight in homogenous materials for lead, hexavalent chromium, and mercury, and 0.01% for cadmium, or qualify for an exemption to these limits as defined in the Annexes of Directive 2000/53/EC (ELV). Regarding the REACH Regulation, the information TE provides on SVHC in articles for this part number is based on the latest European Chemicals Agency (ECHA) 'Guidance on requirements for substances in articles' posted at this URL: <https://echa.europa.eu/guidance-documents/guidance-on-reach>

### Compatible Parts




TE Part # 6450130-3  
MBXL R/A HDR 3ACP+24S+5P



TE Part # 7-6450550-3  
MBXL VERT RCPT 6P+48S+5P

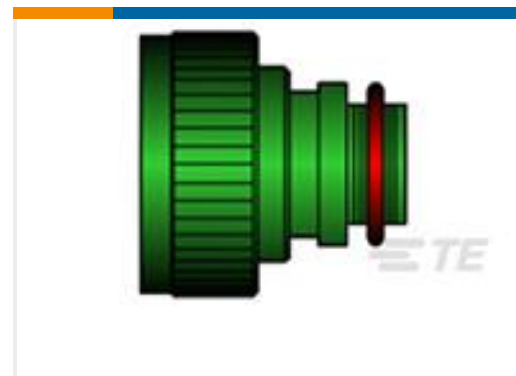
### Customers Also Bought



TE Part #5039264026  
DR-25-3/8-0-SP



TE Part #1558676-3  
T9GS1L24-12



TE Part #146995-000  
TXR40AB00-1410AI



TE Part #1-1469491-2  
MULTIGIG RT GUIDE PIN, 9MM 2.60



## Documents

### Product Drawings

[MBXL VERT RCPT 3ACP+24S+5P](#)

English

### CAD Files

Customer View Model

[ENG\\_CVM\\_CVM\\_6450550-1\\_T3.2d\\_dxf.zip](#)

English

[3D PDF](#)

3D

Customer View Model

[ENG\\_CVM\\_CVM\\_6450550-1\\_T3.3d\\_igs.zip](#)

English

Customer View Model

[ENG\\_CVM\\_CVM\\_6450550-1\\_T3.3d\\_stp.zip](#)

English

By downloading the CAD file I accept and agree to the [Terms and Conditions](#) of use.

### Datasheets & Catalog Pages

[2\\_PIECE\\_POWER\\_CONNECTORS\\_qrg\\_4-1773458-1](#)

English

### Product Specifications

[Application Specification](#)

English

### Product Environmental Compliance

[Product Compliance](#)

6450550-1

Rectangular Power Connectors, Header, Receptacle, Board-to-Board, 32 Position,  
7.62 mm / 2.54 mm / 6.35 mm [.25 in / .1 in / .3 in] Centerline



English

[Product Compliance](#)

English