

6437288-1 ✓ ACTIVE

AMP | SUPERSEAL 1.0mm


TE Internal #: 6437288-1

PCB Mount Header, Horizontal, Wire-to-Device / Wire-to-Board, 34
Position, 3 mm [.118 in] Centerline, Fully Shrouded, Gold,
SUPERSEAL 1.0mm

[View on TE.com >](#)



Connectors > PCB Connectors > PCB Headers & Receptacles > SUPERSEAL Connector Headers: 1.0 mm



Connector System: **Wire-to-Board, Wire-to-Device**

Number of Positions: **34**

Centerline (Pitch): **3 mm [.118 in]**

Sealable: **Yes**

PCB Mount Orientation: **Horizontal**

[All SUPERSEAL Connector Headers: 1.0 mm \(23\)](#)

Features

Product Type Features

Mixed & Hybrid Header	No
Connector Shape	Rectangular
PCB Connector Assembly Type	PCB Mount Header
Header Type	Fully Shrouded
Connector System	Wire-to-Board, Wire-to-Device
Sealable	Yes
Connector & Contact Terminates To	Printed Circuit Board

Configuration Features

Number of Sections	1
Number of Signal Positions	34
Number of Positions	34
PCB Mount Orientation	Horizontal
Number of Rows	4



Electrical Characteristics

Voltage Rating (Max)	250 VAC
Nominal Voltage Architecture	12 V, 24 V, 42 V, 48 V, 240 V
Operating Voltage	250 VAC

Body Features

Primary Product Color	Black
-----------------------	-------

Contact Features

Contact Size	1mm
Contact Type	Pin
Mating Pin Diameter	1 mm[.039 in]
Contact Mating Area Plating Material	Gold

Termination Features

Termination Method to Printed Circuit Board	Through Hole - Solder
---	-----------------------

Mechanical Attachment

Mounting Holes	With
Mating Retention	With
Mating Alignment	With
PCB Mount Alignment	Without
Panel Mount Feature	Without
PCB Mount Retention	Without
Mating Retention Type	Locking Interface

Housing Features

Centerline (Pitch)	3 mm[.118 in]
--------------------	---------------

Dimensions

Connector Length	36.5 mm[1.437 in]
Connector Width	45.5 mm[1.791 in]
Profile Height from PCB	27.9 mm[1.098 in]

Usage Conditions

Operating Temperature (Max)	65 °C, 70 °C, 75 °C, 80 °C, 85 °C, 90 °C, 100 °C, 105 °C, 110 °C, 120 °C, 125 °C[149 °F][158 °F][167 °F][176 °F][185 °F][194 °F][212 °F][221 °F][230 °F][248 °F][257 °F]
-----------------------------	--



Operating Temperature Range -40 – 125 °C[-40 – 257 °F]

Operation/Application

Shielded No

Industry Standards

Degree of Protection JIS D0203

UL Flammability Rating UL 94V-0

Packaging Features

Packaging Type Tube

Product Compliance

[For compliance documentation, visit the product page on TE.com>](#)

EU RoHS Directive 2011/65/EU Compliant

EU ELV Directive 2000/53/EC Compliant

China RoHS 2 Directive MIIT Order No 32, 2016 No Restricted Materials Above Threshold

EU REACH Regulation (EC) No. 1907/2006
 Current ECHA Candidate List: JUNE 2023 (235)
 Candidate List Declared Against: JUNE 2023 (235)
 Does not contain REACH SVHC

Halogen Content Not Low Halogen - contains Br or Cl > 900 ppm.

Solder Process Capability Wave solder capable to 240°C


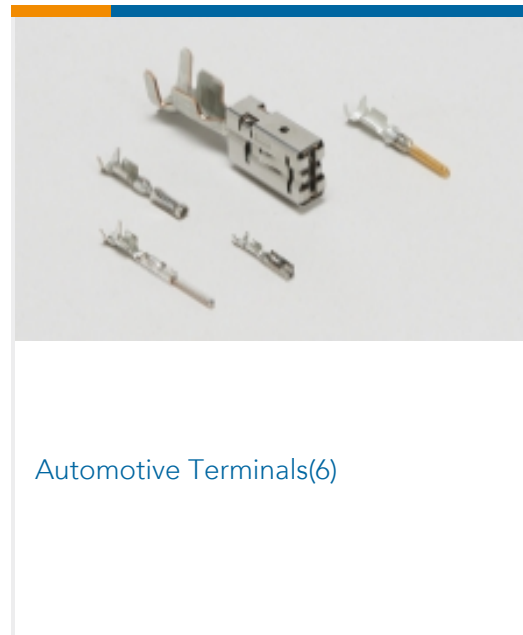
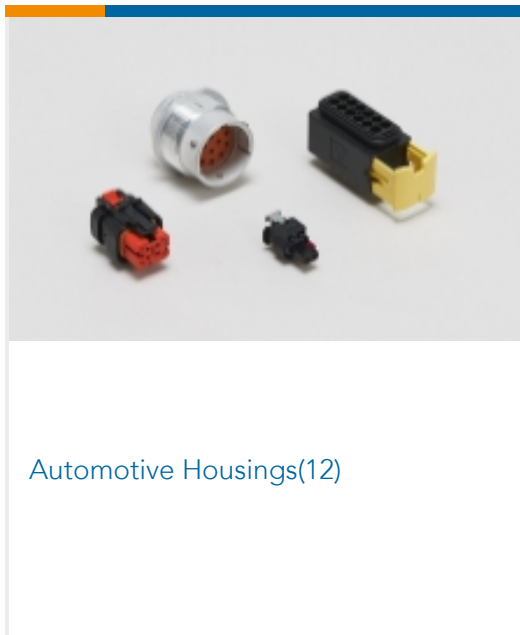
Product Compliance Disclaimer

This information is provided based on reasonable inquiry of our suppliers and represents our current actual knowledge based on the information they provided. This information is subject to change. The part numbers that TE has identified as EU RoHS compliant have a maximum concentration of 0.1% by weight in homogenous materials for lead, hexavalent chromium, mercury, PBB, PBDE, DBP, BBP, DEHP, DIBP, and 0.01% for cadmium, or qualify for an exemption to these limits as defined in the Annexes of Directive 2011/65/EU (RoHS2). Finished electrical and electronic equipment products will be CE marked as required by Directive 2011/65/EU. Components may not be CE marked. Additionally, the part numbers that TE has identified as EU ELV compliant have a maximum concentration of 0.1% by weight in homogenous materials for lead, hexavalent chromium, and mercury, and 0.01% for cadmium, or qualify for an exemption to these limits as defined in the Annexes of Directive 2000/53/EC (ELV). Regarding the REACH Regulation, the information TE provides on SVHC in articles for this part number is based on the latest European Chemicals Agency (ECHA) 'Guidance on requirements for substances in articles' posted at this URL: <https://echa.europa.eu/guidance-documents/guidance-on-reach>

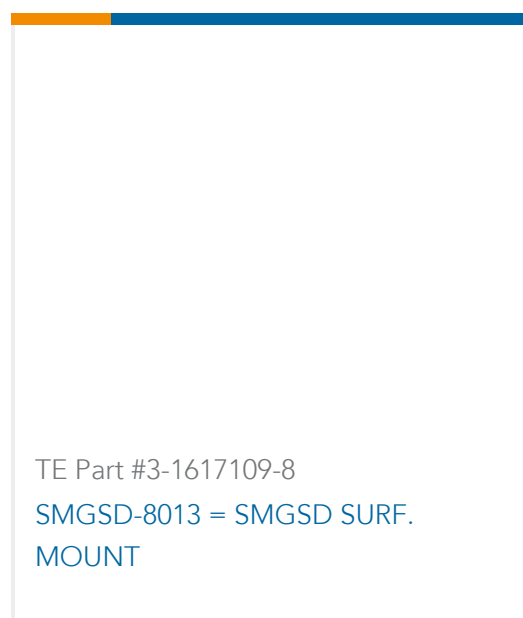
Compatible Parts



Also in the Series | SUPERSEAL 1.0mm



Customers Also Bought



Documents

Product Drawings

[SUPER SEAL 34POS CAP ASSY](#)

Japanese

[SUPER SEAL 34POS CAP ASSY](#)

English

CAD Files



Customer View Model

[ENG_CVM_CVM_6437288-1_C.2d_dxf.zip](#)

English

3D PDF

3D

Customer View Model

[ENG_CVM_CVM_6437288-1_C.3d_igs.zip](#)

English

Customer View Model

[ENG_CVM_CVM_6437288-1_C.3d_stp.zip](#)

English

By downloading the CAD file I accept and agree to the [Terms and Conditions](#) of use.

Datasheets & Catalog Pages

[ICT Terminals and Connectors Catalogue](#)

English

Product Specifications

[Receptacle Contact, Super Seal Connector](#)

Japanese

[Application Specification](#)

Japanese

[Super Seal Connector](#)

Japanese

[Application Specification](#)

Japanese

Instruction Sheets

[Instruction Sheet \(non U.S.\)](#)

English

[SUPER SEAL CONNECTOR PLUG HOUSING CONNECTOR](#)

English

Agency Approvals

[UL Report](#)

English