

643431-1 ✓ ACTIVE

MTA 100

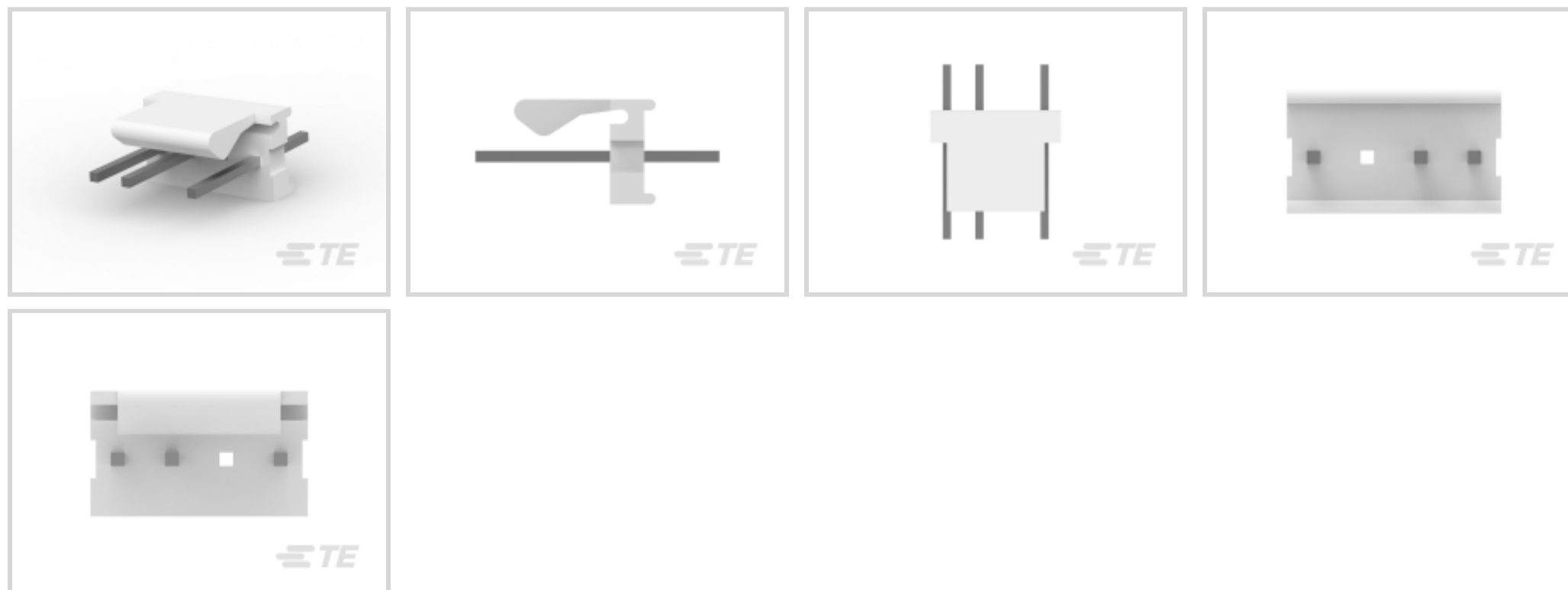
TE Internal #: 643431-1

PCB Mount Header, Vertical, Wire-to-Board, 4 Position, 2.54 mm [.1 in] Centerline, Partially Shrouded, Tin, Through Hole - Solder, Signal, MTA 100

[View on TE.com >](#)



Connectors > PCB Connectors > PCB Headers & Receptacles > PCB Header: Polyester, Vertical, Unshrouded, No Mating Alignment



Connector System: **Wire-to-Board**

Number of Positions: **4**

Number of Rows: **1**

Centerline (Pitch): **2.54 mm [.1 in]**

PCB Mount Orientation: **Vertical**

[All PCB Header: Polyester, Vertical, Unshrouded, No Mating Alignment \(134\)](#)

## Features

### Product Type Features

Connector System	Wire-to-Board
Header Type	Partially Shrouded
Sealable	No
Connector & Contact Terminates To	Printed Circuit Board
PCB Connector Assembly Type	PCB Mount Header

### Configuration Features

Number of Columns	4
Number of Loaded Positions	3
Number of Positions	4
Number of Rows	1
PCB Mount Orientation	Vertical

### Electrical Characteristics



Operating Voltage	250 VAC
-------------------	---------

### Body Features

Primary Product Color	Natural
-----------------------	---------

### Contact Features

Contact Mating Area Length	7.49 mm[.295 in]
----------------------------	------------------

Mating Square Post Dimension	.64 mm[.025 in]
------------------------------	-----------------

PCB Contact Termination Area Plating Material Thickness	3.81 $\mu$ m[150 $\mu$ in]
---------------------------------------------------------	----------------------------

Contact Layout	Inline
----------------	--------

Contact Underplating Material Thickness	1.27 $\mu$ m[50 $\mu$ in]
-----------------------------------------	---------------------------

Contact Mating Area Plating Material Thickness	3.81 $\mu$ m[150 $\mu$ in]
------------------------------------------------	----------------------------

PCB Contact Termination Area Plating Material Finish	Matte
------------------------------------------------------	-------

Contact Shape & Form	Square
----------------------	--------

Contact Mating Area Plating Material Finish	Matte
---------------------------------------------	-------

Contact Underplating Material	Nickel
-------------------------------	--------

PCB Contact Termination Area Plating Material	Tin
-----------------------------------------------	-----

Contact Base Material	Copper Alloy
-----------------------	--------------

Contact Mating Area Plating Material	Tin
--------------------------------------	-----

Contact Type	Pin
--------------	-----

Contact Current Rating (Max)	5 A
------------------------------	-----

### Termination Features

Square Termination Post & Tail Dimension	.64 mm[.025 in]
------------------------------------------	-----------------

Termination Post & Tail Length	3.56 mm[.14 in]
--------------------------------	-----------------

Termination Method to Printed Circuit Board	Through Hole - Solder
---------------------------------------------	-----------------------

### Mechanical Attachment

Mating Alignment Type	Polarization
-----------------------	--------------

Mating Retention	With
------------------	------

Panel Mount Feature	Without
---------------------	---------

Mating Retention Type	Friction Lock
-----------------------	---------------

Connector Mounting Type	Board Mount
-------------------------	-------------

Mating Alignment	With
------------------	------

PCB Mount Alignment	Without
---------------------	---------

PCB Mount Retention	Without
---------------------	---------



### Housing Features

Housing Material	Polyester - GF
Centerline (Pitch)	2.54 mm [.1 in]

### Dimensions

Connector Length	10.16 mm [.4 in]
Connector Height	10.03 mm [.395 in]
Connector Width	5.71 mm [.225 in]
PCB Thickness (Recommended)	1.6 mm [.063 in]

### Usage Conditions

Operating Temperature Range	-55 – 105 °C [-67 – 221 °F]
-----------------------------	-----------------------------

### Operation/Application

Circuit Application	Signal
---------------------	--------

### Industry Standards

Agency/Standard	CSA, UL
Approved Standards	CSA LR7189, UL E28476
UL Flammability Rating	UL 94V-0

### Packaging Features

Packaging Quantity	1
Packaging Type	Package

### Other

Position Locations Omitted	2
Number of Blocked Positions	1

### Product Compliance

[For compliance documentation, visit the product page on TE.com>](#)

EU RoHS Directive 2011/65/EU	Compliant
EU ELV Directive 2000/53/EC	Compliant
China RoHS 2 Directive MIIT Order No 32, 2016	No Restricted Materials Above Threshold
EU REACH Regulation (EC) No. 1907/2006	Current ECHA Candidate List: JUNE 2023 (235) Candidate List Declared Against: JUNE 2023 (235) Does not contain REACH SVHC

Halogen Content Not Low Halogen - contains Br or Cl > 900 ppm.

Solder Process Capability Wave solder capable to 265°C

**Product Compliance Disclaimer**

This information is provided based on reasonable inquiry of our suppliers and represents our current actual knowledge based on the information they provided. This information is subject to change. The part numbers that TE has identified as EU RoHS compliant have a maximum concentration of 0.1% by weight in homogenous materials for lead, hexavalent chromium, mercury, PBB, PBDE, DBP, BBP, DEHP, DIBP, and 0.01% for cadmium, or qualify for an exemption to these limits as defined in the Annexes of Directive 2011/65/EU (RoHS2). Finished electrical and electronic equipment products will be CE marked as required by Directive 2011/65/EU. Components may not be CE marked. Additionally, the part numbers that TE has identified as EU ELV compliant have a maximum concentration of 0.1% by weight in homogenous materials for lead, hexavalent chromium, and mercury, and 0.01% for cadmium, or qualify for an exemption to these limits as defined in the Annexes of Directive 2000/53/EC (ELV). Regarding the REACH Regulation, the information TE provides on SVHC in articles for this part number is based on the latest European Chemicals Agency (ECHA) 'Guidance on requirements for substances in articles' posted at this URL: <https://echa.europa.eu/guidance-documents/guidance-on-reach>

## Compatible Parts



TE Part # CAT-104MTA-NYLCC  
Nylon PCB Connector Covers: 2.54 mm, MTA 100



TE Part # CAT-104MTA-NTPNR  
MTA Receptacle: Nylon, Tin Plated, 2.54 mm



TE Part # CAT-104MTA-NTPMR  
Nylon Tin Plated Receptacle: 2.54 mm, with Mating Alignment, MTA 100




TE Part # 640456-4  
04P MTA100 HDR ASSY F/L SQ STR



TE Part # CAT-104MTA-PLSCC  
Polyester PCB Connector Covers: 2.54 mm, MTA 100


## Also in the Series | MTA 100



Insertion & Extraction Tools(2)



PCB Connector Covers(69)



PCB Connector Keying(1)



PCB Headers & Receptacles(440)



Standard Rectangular Connectors(495)

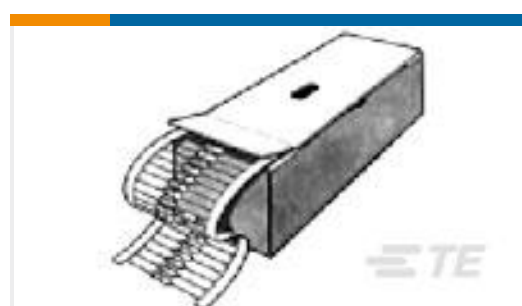



Wire-to-Board Connector Assemblies &amp; Housings(1)



Wire-to-Board Connector Contacts(8)

## Customers Also Bought

TE Part #206430-3  
CPC RECPT ASSEMBLY SIZE 11-4TE Part #1-316081-2  
DYNAMIC D-3200 HDR ASSY 12P HTE Part #178305-2  
DYNAMIC D3100D HDR H 10P ASSY  
AU038TE Part #292206-3  
MINI CT SGL DIP H 3P NAT  
AU038TE Part #1775470-5  
HPI CONN., 2.0MM, V/T, SMT, 5P,  
80U"TE Part #5-146280-3  
03 MODII HDR SRST B/A .100CLTE Part #1-2008552-2  
CONNECTOR, INLINE VERT  
SCREWLESSTE Part #5-146261-1  
02 MODII HDR DRST B/A .100CL LFTE Part #1-2176083-0  
EP 5W (S) 330R 5%TE Part #100616-2  
8/8 MOD.JACK ASSY TE SHIELDED

## Documents

### Product Drawings

[04P MTA100 HDR ASSY W/O#2](#)

English

### CAD Files

[3D PDF](#)

3D

[Customer View Model](#)

[ENG\\_CVM\\_CVM\\_643431-1\\_M.2d\\_dxf.zip](#)



English

**Customer View Model**

[ENG\\_CVM\\_CVM\\_643431-1\\_M.3d\\_igs.zip](#)

English

**Customer View Model**

[ENG\\_CVM\\_CVM\\_643431-1\\_M.3d\\_stp.zip](#)

English

**Customer View Model**

[ENG\\_CVM\\_643431-1\\_L.3d\\_igs.zip](#)

English

**Customer View Model**

[ENG\\_CVM\\_643431-1\\_L.3d\\_stp.zip](#)

English

**Customer View Model**

[ENG\\_CVM\\_643431-1\\_L.2d\\_dxf.zip](#)

English

**3D PDF**

English

By downloading the CAD file I accept and agree to the [Terms and Conditions](#) of use.

---

### Product Specifications

[Application Specification](#)

English

---

### Agency Approvals

[Agency Approval Document](#)

English