

640455-9 ✓ ACTIVE



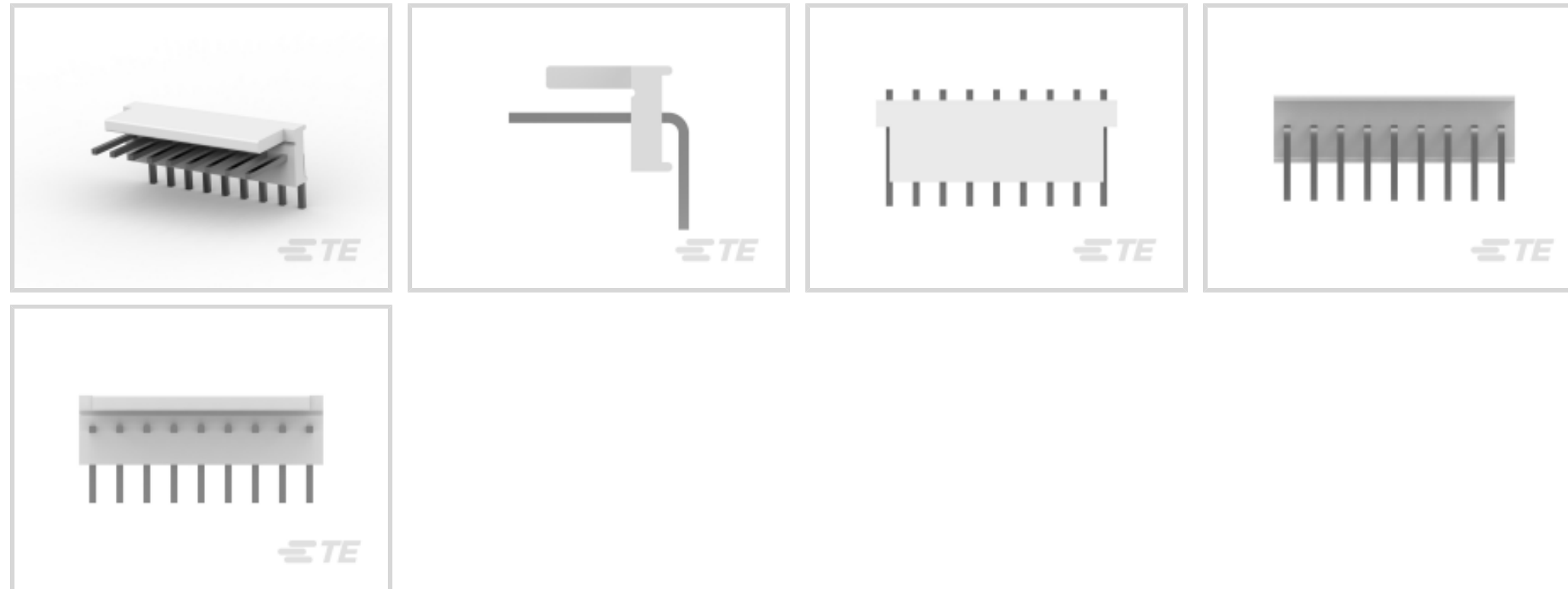
MTA 100

TE Internal #: 640455-9

PCB Mount Header, Right Angle, Wire-to-Board, 9 Position, 2.54 mm [.1 in] Centerline, Partially Shrouded, Tin, Through Hole - Solder, Signal, MTA 100

[View on TE.com >](#)

Connectors > PCB Connectors > PCB Headers & Receptacles > PCB Header: Polyester, Right Angle, 2.54 mm



Connector System: **Wire-to-Board**

Number of Positions: **9**

Number of Rows: **1**

Centerline (Pitch): **2.54 mm [.1 in]**

PCB Mount Orientation: **Right Angle**

[All PCB Header: Polyester, Right Angle, 2.54 mm \(26\)](#)

Features

Product Type Features

Connector System	Wire-to-Board
Header Type	Partially Shrouded
Sealable	No
Connector & Contact Terminates To	Printed Circuit Board
PCB Connector Assembly Type	PCB Mount Header

Configuration Features

Number of Columns	9
Number of Positions	9
Number of Rows	1
PCB Mount Orientation	Right Angle

Electrical Characteristics

Operating Voltage	250 VAC
-------------------	---------



Body Features

Primary Product Color	Natural
-----------------------	---------

Contact Features

Contact Mating Area Length	7.49 mm[.295 in]
Mating Square Post Dimension	.64 mm[.025 in]
PCB Contact Termination Area Plating Material Thickness	3.81 μ m[150 μ in]
Contact Layout	Inline
Contact Underplating Material Thickness	1.27 μ m[50 μ in]
Contact Mating Area Plating Material Thickness	3.81 μ m[150 μ in]
PCB Contact Termination Area Plating Material Finish	Matte
Contact Shape & Form	Square
Contact Mating Area Plating Material Finish	Matte
Contact Underplating Material	Nickel
PCB Contact Termination Area Plating Material	Tin
Contact Base Material	Copper Alloy
Contact Mating Area Plating Material	Tin
Contact Type	Pin
Contact Current Rating (Max)	5 A

Termination Features

Square Termination Post & Tail Dimension	.64 mm[.025 in]
Termination Post & Tail Length	3.56 mm[.14 in]
Termination Method to Printed Circuit Board	Through Hole - Solder

Mechanical Attachment

Mating Alignment Type	Polarization
Mating Retention	Without
Panel Mount Feature	Without
Connector Mounting Type	Board Mount
Mating Alignment	With
PCB Mount Alignment	Without
PCB Mount Retention	Without

Housing Features

Right Angle Bending Side	Front
--------------------------	-------



Housing Material	Polyester - GF
------------------	----------------

Centerline (Pitch)	2.54 mm [.1 in]
--------------------	-----------------

Dimensions

Connector Length	22.86 mm [.9 in]
------------------	------------------

Connector Height	5.72 mm [.225 in]
------------------	-------------------

Connector Width	10.79 mm [.424 in]
-----------------	--------------------

PCB Thickness (Recommended)	1.6 mm [.063 in]
-----------------------------	------------------

Usage Conditions

Operating Temperature Range	-55 – 105 °C [-67 – 221 °F]
-----------------------------	-----------------------------

Operation/Application

Circuit Application	Signal
---------------------	--------

Industry Standards

Agency/Standard	CSA, UL
-----------------	---------

Approved Standards	CSA LR7189, UL E28476
--------------------	-----------------------

UL Flammability Rating	UL 94V-0
------------------------	----------

Packaging Features

Packaging Quantity	1
--------------------	---

Packaging Type	Package
----------------	---------

Product Compliance

[For compliance documentation, visit the product page on TE.com>](#)

EU RoHS Directive 2011/65/EU	Compliant
------------------------------	-----------

EU ELV Directive 2000/53/EC	Compliant
-----------------------------	-----------

China RoHS 2 Directive MIIT Order No 32, 2016	No Restricted Materials Above Threshold
---	---

EU REACH Regulation (EC) No. 1907/2006	Current ECHA Candidate List: JUNE 2023 (235) Candidate List Declared Against: JUNE 2023 (235) Does not contain REACH SVHC
--	---

Halogen Content	Not Low Halogen - contains Br or Cl > 900 ppm.
-----------------	--

Solder Process Capability	Wave solder capable to 265°C
---------------------------	------------------------------

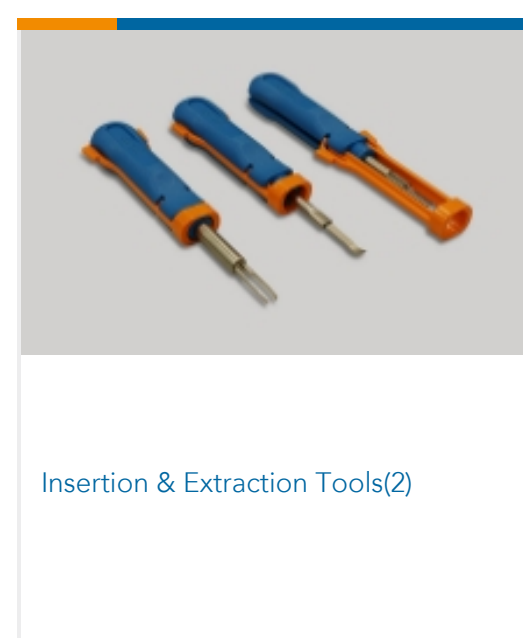

Product Compliance Disclaimer


This information is provided based on reasonable inquiry of our suppliers and represents our current actual knowledge based on the information they provided. This information is subject to change. The part numbers that TE has identified as EU RoHS compliant have a maximum concentration of 0.1% by weight in homogenous materials for lead, hexavalent chromium, mercury, PBB, PBDE, DBP, BBP, DEHP, DIBP, and 0.01% for cadmium, or qualify for an exemption to these limits as defined in the Annexes of Directive 2011/65/EU (RoHS2). Finished electrical and electronic equipment products will be CE marked as required by Directive 2011/65/EU. Components may not be CE marked. Additionally, the part numbers that TE has identified as EU ELV compliant have a maximum concentration of 0.1% by weight in homogenous materials for lead, hexavalent chromium, and mercury, and 0.01% for cadmium, or qualify for an exemption to these limits as defined in the Annexes of Directive 2000/53/EC (ELV). Regarding the REACH Regulation, the information TE provides on SVHC in articles for this part number is based on the latest European Chemicals Agency (ECHA) 'Guidance on requirements for substances in articles' posted at this URL: <https://echa.europa.eu/guidance-documents/guidance-on-reach>

Compatible Parts




Also in the Series | MTA 100








Standard Rectangular Connectors(495)

Wire-to-Board Connector Assemblies
& Housings(1)

Wire-to-Board Connector Contacts(8)

Customers Also Bought

TE Part #1-640456-5
15P MTA100 HDR ASSY F/L SQ STRTE Part #7-1393779-2
T81N5D312-24TE Part #3-643813-8
Nylon Tin Plated Receptacle: 2.54 mm,
with Mating Alignment, MTA 100TE Part #1393243-2
RTE24006TE Part #4-1415073-1
RT3S4LC4TE Part #1-640455-5
15P MTA100 HDR ASSY SQ R/A POLTE Part #5520425-3
MJ,TE,6P/6C,BULK PAC

Documents

Product Drawings

09P MTA100 HDR ASSY SQ R/A POL

English

CAD Files

Customer View Model

[ENG_CVM_640455-9_Y.2d_dxf.zip](#)

English

Customer View Model

[ENG_CVM_640455-9_Y.3d_stp.zip](#)

English

3D PDF

English

Customer View Model

[ENG_CVM_640455-9_Y.3d_igs.zip](#)

English

3D PDF



3D

Customer View Model

[ENG_CVM_CVM_640455-9_AB.2d_dxf.zip](#)

English

Customer View Model

[ENG_CVM_CVM_640455-9_AB.3d_igs.zip](#)

English

Customer View Model

[ENG_CVM_CVM_640455-9_AB.3d_stp.zip](#)

English

By downloading the CAD file I accept and agree to the [Terms and Conditions](#) of use.

Product Specifications

[Application Specification](#)

English

Agency Approvals

[Agency Approval Document](#)

English