

## SL-156

TE Internal #: 640252-2

Connector Contact, Socket, Wire-to-Board / Wire-to-Wire, 24 – 18

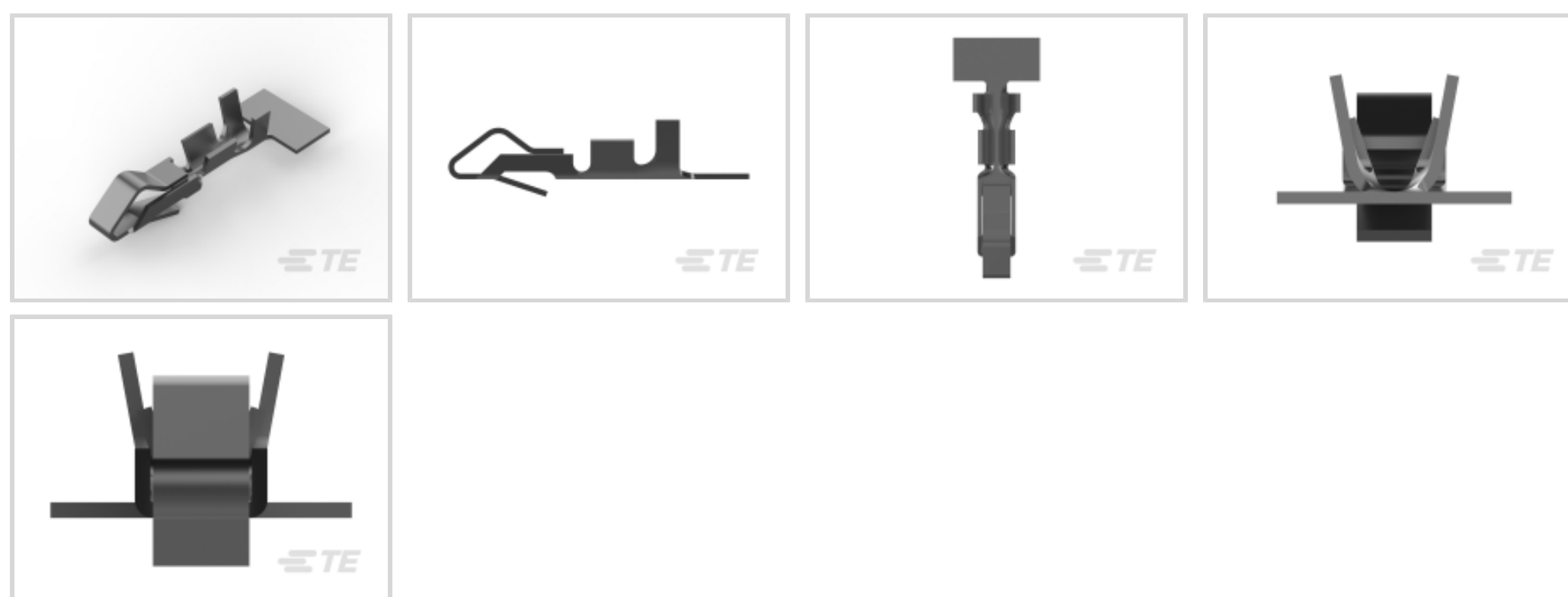
AWG Wire Size, .2 – .9 mm<sup>2</sup> Wire Size, Tin, Reel, Wire & Cable, 6.5

A, Signal, SL-156

[View on TE.com >](#)

Connectors &gt; PCB Connectors &gt; Wire-to-Board Connectors &gt; Wire-to-Board Connector Contacts &gt;

Wire-to-Board Connector Contacts: socket, wire size 30-16 AWG, SL 156

Contact Type: **Socket**Connector System: **Wire-to-Board, Wire-to-Wire**Wire Size: **.2 – .9 mm<sup>2</sup>**Contact Mating Area Plating Material: **Tin**[All Wire-to-Board Connector Contacts: socket, wire size 30-16 AWG, SL 156 \(23\)](#)

## Features

### Product Type Features

Applied Pressure	High
Connector System	Wire-to-Board, Wire-to-Wire
Connector & Contact Terminates To	Wire & Cable

### Configuration Features

Compatible With Wire & Cable Type	Discrete Wire
-----------------------------------	---------------

### Electrical Characteristics

Operating Voltage	250 VAC
-------------------	---------

### Contact Features

Mating Square Post Dimension	1.14 mm [.045 in]
Contact Retention Within Housing	With
Wire Contact Termination Area Plating Thickness	.33 μm
Wire Contact Termination Area Plating Material Finish	Bright



Wire Contact Termination Area Plating Material	Pre-Tin
Contact Mating Area Plating Material Thickness	3.302 μm[130 μin]
Contact Base Material	Brass
Contact Type	Socket
Contact Mating Area Plating Material	Tin
Contact Current Rating (Max)	6.5 A

### Termination Features

Termination Method to Wire & Cable	Crimp
------------------------------------	-------

### Mechanical Attachment

Contact Retention Type Within Housing	Locking Lance
Connector Mounting Type	Cable Mount (Free-Hanging)

### Dimensions

Compatible Insulation Diameter Range	2.8 mm[.11 in]
Wire Size	.2 – .9 mm <sup>2</sup>

### Usage Conditions

Operating Temperature Range	-55 – 105 °C[-67 – 221 °F]
-----------------------------	----------------------------

### Operation/Application

Circuit Application	Signal
---------------------	--------

### Packaging Features

Packaging Quantity	7000
Packaging Method	Reel

### Other

Connector Contacts Comment	Recommended for 1 thru 12 position housings.
----------------------------	----------------------------------------------

### Product Compliance

[For compliance documentation, visit the product page on TE.com>](#)

EU RoHS Directive 2011/65/EU	Compliant
EU ELV Directive 2000/53/EC	Compliant
China RoHS 2 Directive MIIT Order No 32, 2016	No Restricted Materials Above Threshold
EU REACH Regulation (EC) No. 1907/2006	Current ECHA Candidate List: JUNE 2023 (235)

Candidate List Declared Against: JUNE 2023 (235)  
Does not contain REACH SVHC

Halogen Content

Low Halogen - Br, Cl, F, I < 900 ppm per homogenous material. Also BFR/CFR/PVC Free

Solder Process Capability

Not applicable for solder process capability

Product Compliance Disclaimer

This information is provided based on reasonable inquiry of our suppliers and represents our current actual knowledge based on the information they provided. This information is subject to change. The part numbers that TE has identified as EU RoHS compliant have a maximum concentration of 0.1% by weight in homogenous materials for lead, hexavalent chromium, mercury, PBB, PBDE, DBP, BBP, DEHP, DIBP, and 0.01% for cadmium, or qualify for an exemption to these limits as defined in the Annexes of Directive 2011/65/EU (RoHS2). Finished electrical and electronic equipment products will be CE marked as required by Directive 2011/65/EU. Components may not be CE marked. Additionally, the part numbers that TE has identified as EU ELV compliant have a maximum concentration of 0.1% by weight in homogenous materials for lead, hexavalent chromium, and mercury, and 0.01% for cadmium, or qualify for an exemption to these limits as defined in the Annexes of Directive 2000/53/EC (ELV). Regarding the REACH Regulation, the information TE provides on SVHC in articles for this part number is based on the latest European Chemicals Agency (ECHA) 'Guidance on requirements for substances in articles' posted at this URL: <https://echa.europa.eu/guidance-documents/guidance-on-reach>

## Compatible Parts



TE Part # 58614-1  
PROCRIMP, HT&D SL156



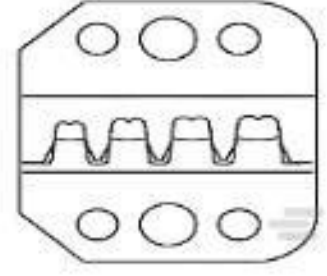
TE Part # 2305570-1  
Strip Terminal Cutter-Side Feed-No Crimp



TE Part # 7-2151033-7  
OCEAN\_2.0\_SPARE\_PART\_KIT-070F100F



TE Part # 2151033-1  
OCEAN-2.0-APPLICATOR-S-070F100F



TE Part # 58614-2  
PROCRIMP, DIE, SL156



TE Part # 90471-1  
EXTRACTION TOOL, SC-156




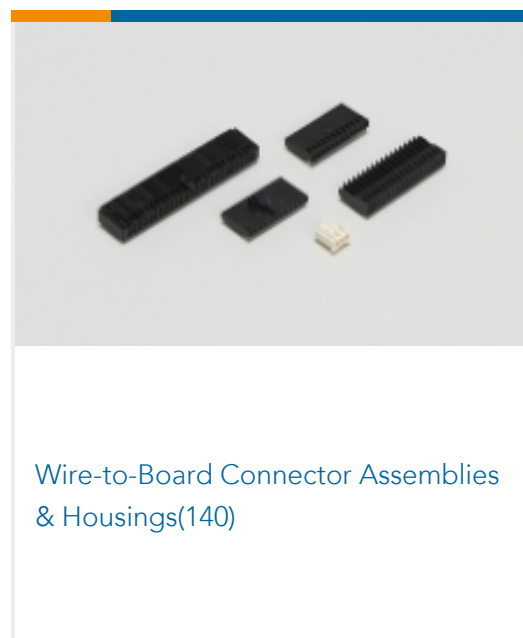
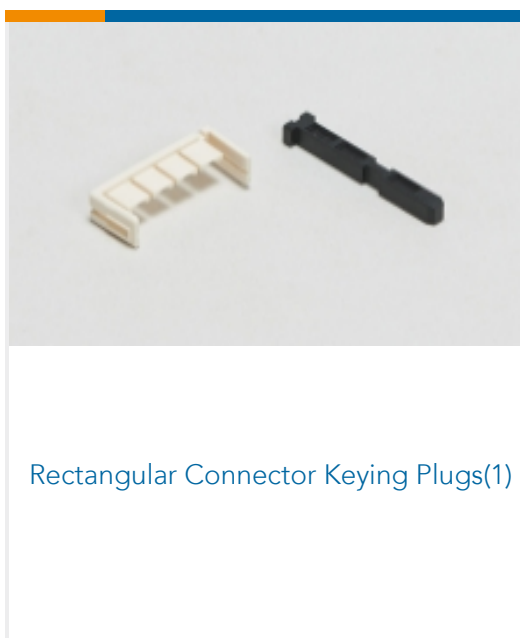


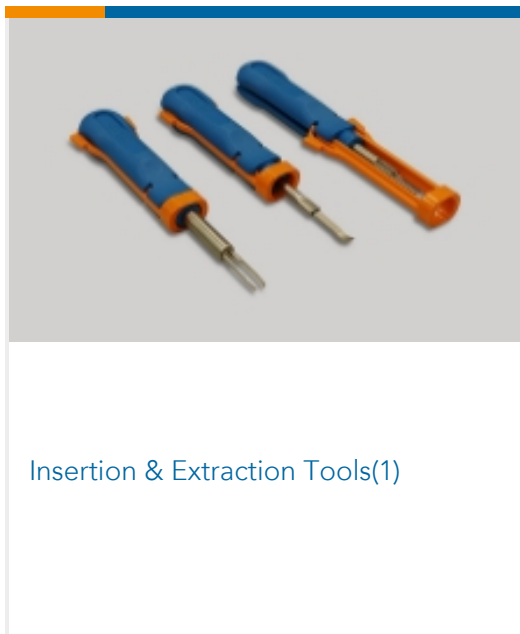
TE Part # 91597-1  
CCII SL-156 REC 24-18 ASSY



TE Part # 2151033-2  
OCEAN-2.0-APPLICATOR-S-070F100FA

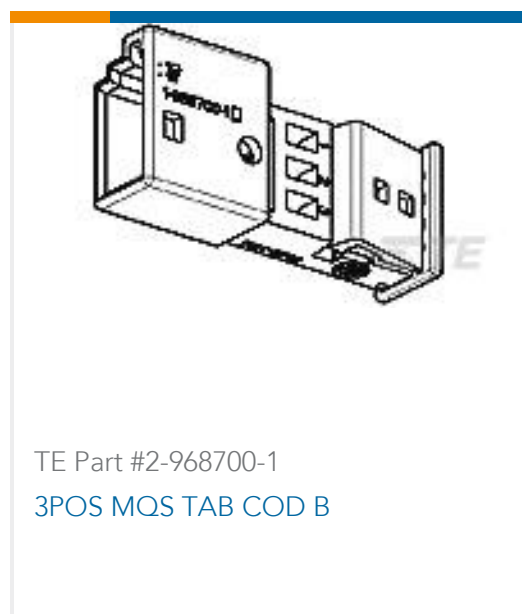


## Also in the Series | SL-156



## Customers Also Bought





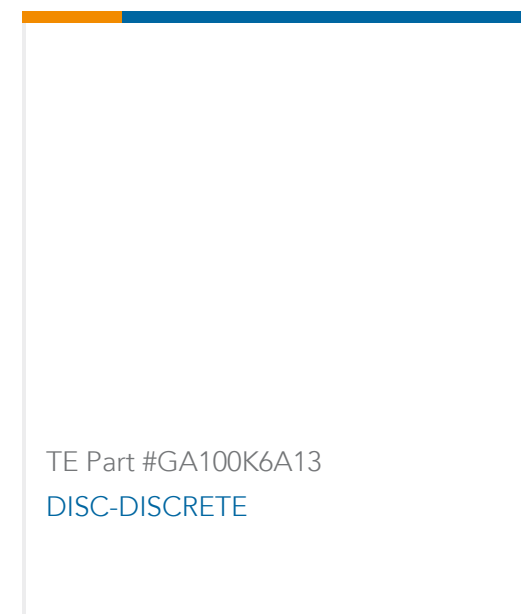
TE Part #2-968700-1  
3POS MOS TAB COD B



TE Part #1969760-1  
POS LOCK 250 M INF SW HSG, 3P  
MKII V0




TE Part #2-1534796-3  
AMP DUOPLUG MK2 CONNECTOR 3P



TE Part #GA100K6A13  
DISC-DISCRETE



TE Part #10221470-00  
PRO2-PROBE



TE Part #GA10K3D166-11  
PRO2-PROBE

## Documents

### Product Drawings

#### SL-156 RECEPTACLE

English

### CAD Files

#### 3D PDF

3D

#### Customer View Model

[ENG\\_CVM\\_CVM\\_640252-2\\_AU.2d\\_dxf.zip](#)

English

#### Customer View Model

[ENG\\_CVM\\_CVM\\_640252-2\\_AU.3d\\_igs.zip](#)

English

#### Customer View Model

[ENG\\_CVM\\_CVM\\_640252-2\\_AU.3d\\_stp.zip](#)

English

By downloading the CAD file I accept and agree to the [Terms and Conditions](#) of use.

### Product Specifications

#### Application Specification

English

### Product Environmental Compliance

[MD\\_640252-2\\_062520181352\\_dmtec](#)

English

[MD\\_640252-2\\_062520181352\\_dmtec](#)

English



### Instruction Sheets

#### Instruction Sheet (U.S.)

English

---

### Agency Approvals

#### CSA Certificate

English