

638078-1 ✓ ACTIVE

AMP | AMPSEAL 16


TE Internal #: 638078-1

Automotive Terminals, Pin, Pin Diameter 1.59 mm [.063 in], 18 – 14 AWG Wire Size, .8 – 2 mm² Wire Size, Gold (Au) Interface Plating, AMPSEAL 16

[View on TE.com >](#)



Terminals & Splices > Automotive Terminals > Contacts: Size 16, 13A



Terminal Type: Pin

Mating Pin Diameter: 1.59 mm [.063 in]

Terminal Transmits: 0 – 24 A (Low Power)

Wire Size: .8 – 2 mm²

[All Contacts: Size 16, 13A \(33\)](#)

Features

Product Type Features

| | |
|----------|----|
| Sealable | No |
|----------|----|

Contact Features

| | |
|--------------|---------|
| Contact Size | Size 16 |
|--------------|---------|

| | |
|---------------------|------------------|
| Contact Fabrication | Stamped & Formed |
|---------------------|------------------|

| | |
|--|-----|
| Wire Contact Termination Area Plating Material | Tin |
|--|-----|

| | |
|------------------------|------|
| Typical Current Rating | 13 A |
|------------------------|------|

| | |
|------------|---------|
| Crimp Type | F-Crimp |
|------------|---------|

| | |
|---------------|-----|
| Terminal Type | Pin |
|---------------|-----|

| | |
|---------------------|-------------------|
| Mating Pin Diameter | 1.59 mm [.063 in] |
|---------------------|-------------------|

| | |
|-------------------|-----------|
| Interface Plating | Gold (Au) |
|-------------------|-----------|

Termination Features

| | |
|------------------------------------|-------|
| Termination Method to Wire & Cable | Crimp |
|------------------------------------|-------|

| | |
|-----------------------|------|
| Product Terminates To | Wire |
|-----------------------|------|

Dimensions

| | |
|--------------------------------------|---------------------------------|
| Compatible Insulation Diameter Range | 2.26 – 3.32 mm [.089 – .131 in] |
|--------------------------------------|---------------------------------|

| | |
|-----------|------------------------|
| Wire Size | .8 – 2 mm ² |
|-----------|------------------------|



| | |
|------------------|--|
| Wire Size Search | 14 AWG, 15 AWG, 16 AWG, 17 AWG, 18 AWG |
|------------------|--|

Usage Conditions

| | |
|-----------------------------|--|
| Insulation Option | Uninsulated |
| Operating Temperature (Max) | 80 °C, 85 °C, 90 °C, 100 °C, 105 °C, 110 °C, 120 °C [176 °F][185 °F][194 °F][212 °F][221 °F][230 °F][248 °F] |
| Operating Temperature Range | -40 – 120 °C [-40 – 248 °F] |

Operation/Application

| | |
|------------------------------------|--------|
| Compatible With Wire Base Material | Copper |
|------------------------------------|--------|

Packaging Features

| | |
|--------------------|------|
| Packaging Quantity | 4000 |
| Packaging Method | Reel |

Other

| | |
|----------------------------|----------------------|
| Customer Preferred Contact | No |
| Terminal Transmits | 0 – 24 A (Low Power) |

Product Compliance

[For compliance documentation, visit the product page on TE.com>](#)

| | |
|---|---|
| EU RoHS Directive 2011/65/EU | Compliant |
| EU ELV Directive 2000/53/EC | Compliant |
| China RoHS 2 Directive MIIT Order No 32, 2016 | No Restricted Materials Above Threshold |
| EU REACH Regulation (EC) No. 1907/2006 | Current ECHA Candidate List: JUNE 2023 (235) Candidate List Declared Against: JUNE 2023 (235) Does not contain REACH SVHC |
| Halogen Content | Low Halogen - Br, Cl, F, I < 900 ppm per homogenous material. Also BFR/CFR/PVC Free |
| Solder Process Capability | Not applicable for solder process capability |

Product Compliance Disclaimer


This information is provided based on reasonable inquiry of our suppliers and represents our current actual knowledge based on the information they provided. This information is subject to change. The part numbers that TE has identified as EU RoHS compliant have a maximum concentration of 0.1% by weight in homogenous materials for lead, hexavalent chromium, mercury, PBB, PBDE, DBP, BBP, DEHP, DIBP, and 0.01% for cadmium, or qualify for an exemption to these limits as defined in the Annexes of Directive 2011/65/EU (RoHS2). Finished electrical and electronic equipment products will be CE marked as required by Directive 2011/65/EU. Components may not be CE marked. Additionally, the part

numbers that TE has identified as EU ELV compliant have a maximum concentration of 0.1% by weight in homogenous materials for lead, hexavalent chromium, and mercury, and 0.01% for cadmium, or qualify for an exemption to these limits as defined in the Annexes of Directive 2000/53/EC (ELV). Regarding the REACH Regulation, the information TE provides on SVHC in articles for this part number is based on the latest European Chemicals Agency (ECHA) 'Guidance on requirements for substances in articles' posted at this URL: <https://echa.europa.eu/guidance-documents/guidance-on-reach>

Compatible Parts



TE Part # CAT-AM7801-CH8172
AMPSEAL 16 Housings



TE Part # CAT-H991-CH8172
AMPSEAL 16 Hybrid Lever Housings



TE Part # 91337-1
SIZE 16 PRO-CRIMPER ASSY.



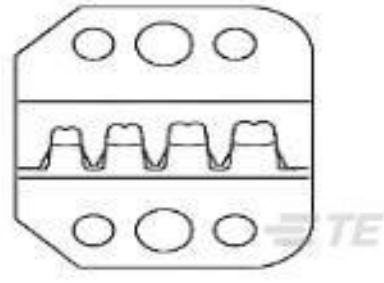
TE Part # 2305570-1
Strip Terminal Cutter-Side Feed-No Crimp



TE Part # 2320913-1
2POS,AMPSEAL 16,PIN HSG ASSY, SLD,COD 1



TE Part # 2151731-1
OCEAN_2.0_Applicator-S-100F1300



TE Part # 91337-2
SIZE 16 PRO-CRIMPER DIE



TE Part # 2151731-2
OCEAN_2.0_Applicator-S-100F1300



TE Part # 2320913-2
2POS,AMPSEAL 16,PIN HSG ASSY, SLD,COD 2



TE Part # 2320913-3
2POS,AMPSEAL 16,PIN HSG ASSY, SLD,COD 3



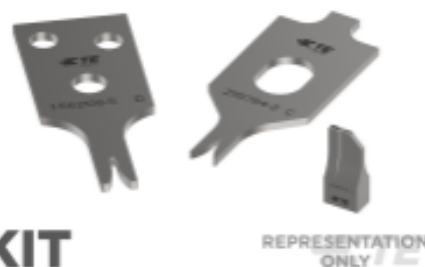
TE Part # 2320913-4
2POS,AMPSEAL 16,PIN HSG ASSY, SLD,COD 4



TE Part # 5-2151731-1
OCEAN_2.0_Applicator-S-100F1300



TE Part # 5-2151731-2
OCEAN_2.0_Applicator-S-100F1300



TE Part # 7-2151238-7
OC-100F1300-752-CRIMPTOOLINGKIT






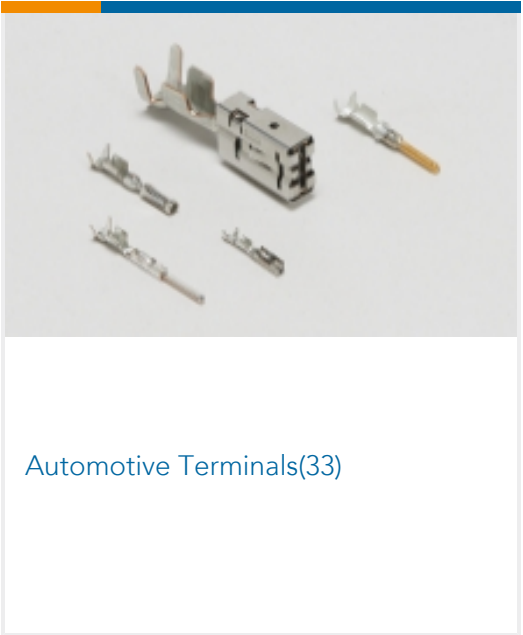
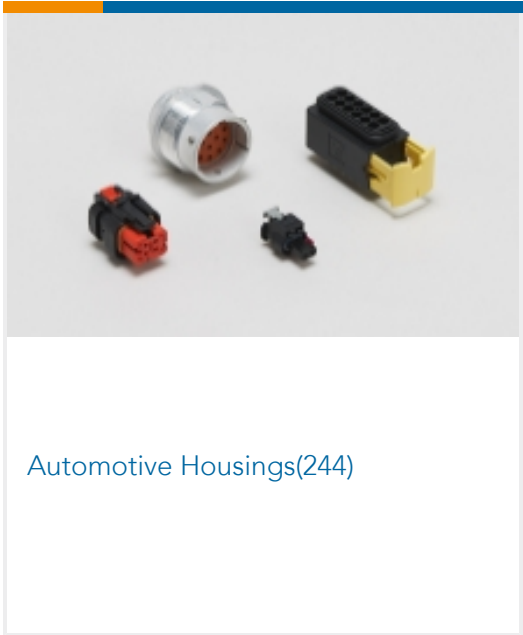
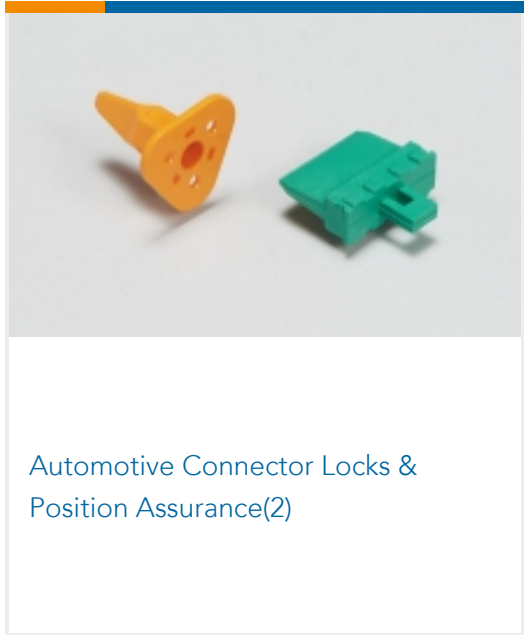
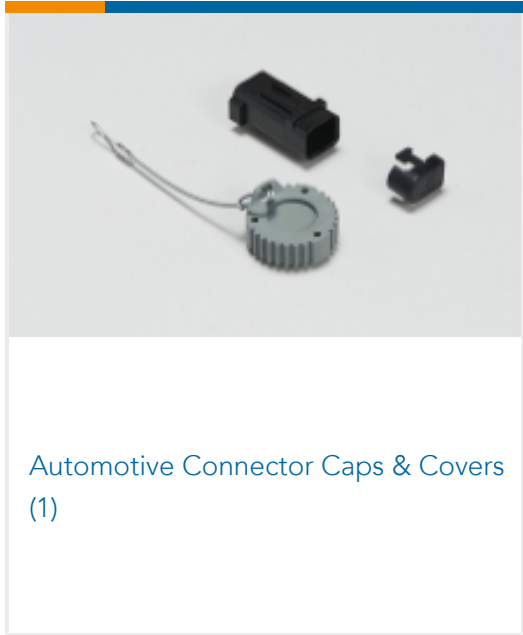
TE Part # 7-2151731-1
OCEAN_2.0_Applicator-S-100F1300



TE Part # 7-2151731-2
OCEAN_2.0_Applicator-S-100F1300



Also in the Series | **AMPSEAL 16**



Customers Also Bought





Documents

Product Drawings

[PIN, SF, SIZE 16, 14-18 AWG, AU/SN](#)

English

CAD Files

Customer View Model

[ENG_CVM_638078-1_E1.3d_igs.zip](#)

English

Customer View Model

[ENG_CVM_638078-1_E1.3d_stp.zip](#)

English

Customer View Model

[ENG_CVM_638078-1_E1.2d_dxf.zip](#)

English

3D PDF

English

By downloading the CAD file I accept and agree to the [Terms and Conditions](#) of use.

Datasheets & Catalog Pages

[ICT Terminals and Connectors Catalogue](#)

English

[CONNECTOR SELECTOR](#)

English

Product Specifications

[Application Specification](#)

English

Product Environmental Compliance

[MD_638078-1_10302017022_dmtec](#)

English

[MD_638078-1_10302017022_dmtec](#)

English