

63756-1 ✓ ACTIVE

FASTON | FASTON 110

TE Internal #: 63756-1

PCB Terminals, Tab, Mating Tab Width .11 in [2.79 mm], PCB Hole Diameter 1.21 – 1.11 mm [.048 – .044 in], Through Hole - Solder, FASTON 110

[View on TE.com >](#)



Terminals & Splices > PCB Terminals



PCB Terminal Type: **Tab**

PCB Thickness (Recommended): .81 – 2.36 mm [.032 – .093 in]

Mating Tab Width: 2.79 mm [.11 in]

Mating Tab Thickness: .8 mm [.032 in]

PCB Hole Diameter: 1.21 – 1.11 mm [.048 – .044 in]

Features

Contact Features

PCB Contact Termination Area Plating Material Thickness	3.81 μm[150 μin]
Contact Underplating Material Thickness	2.54 μm[100 μin]
Contact Mating Area Plating Material Thickness	3.81 μm[150 μin]
PCB Terminal Type	Tab
Mating Tab Width	2.79 mm[.11 in]
Mating Tab Thickness	.8 mm[.032 in]
Terminal Plating Material	Tin
Contact Underplating Material	Copper
Terminal Size	2.8
Terminal Orientation	Straight

Termination Features

Termination Method to Printed Circuit Board	Through Hole - Solder
Product Terminates To	Printed Circuit Board

Dimensions



Extension Below Board	3.94 mm[.155 in]
PCB Thickness (Recommended)	.81 – 2.36 mm[.032 – .093 in]
PCB Hole Diameter	1.21 – 1.11 mm[.048 – .044 in]
Profile Height from PCB	11.86 mm[.473 in]

Usage Conditions

Insulation Option	Uninsulated
Operating Temperature Range	-40 – 105 °C[-40 – 221 °F]

Industry Standards

Agency/Standard	CSA, UL
-----------------	---------

Packaging Features

Packaging Quantity	10000
Packaging Method	Reel

Other

Terminals & Splices Comment	Insertion machine available.
-----------------------------	------------------------------

Product Compliance

[For compliance documentation, visit the product page on TE.com>](#)

EU RoHS Directive 2011/65/EU	Compliant
EU ELV Directive 2000/53/EC	Compliant
China RoHS 2 Directive MIIT Order No 32, 2016	No Restricted Materials Above Threshold
EU REACH Regulation (EC) No. 1907/2006	Current ECHA Candidate List: JUNE 2023 (235) Candidate List Declared Against: JUNE 2023 (235) Does not contain REACH SVHC
Halogen Content	Low Halogen - Br, Cl, F, I < 900 ppm per homogenous material. Also BFR/CFR/PVC Free
Solder Process Capability	Wave solder capable to 265°C

Product Compliance Disclaimer

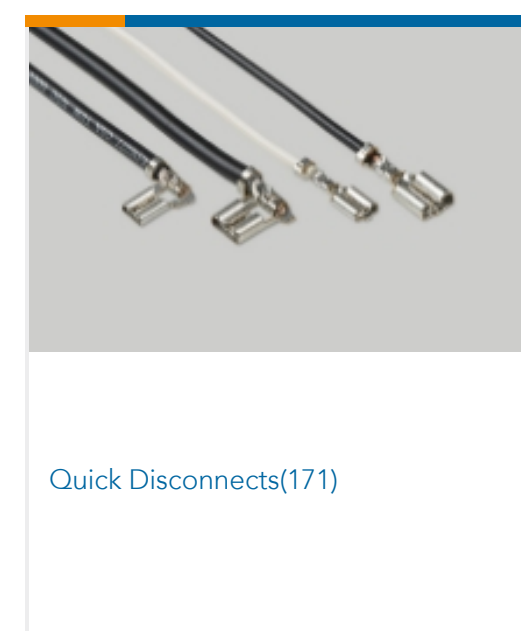
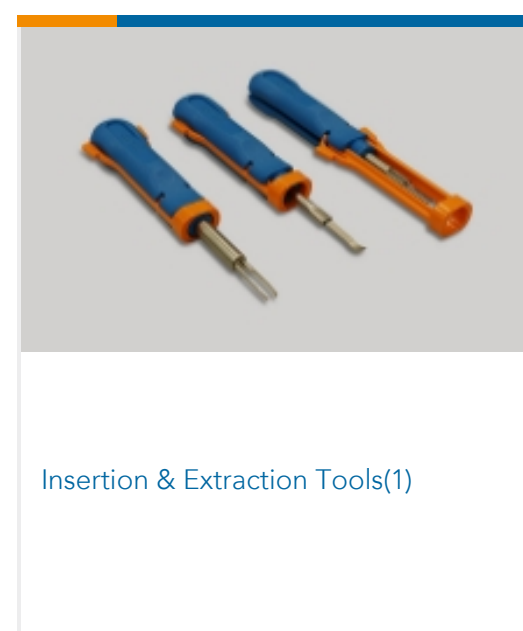
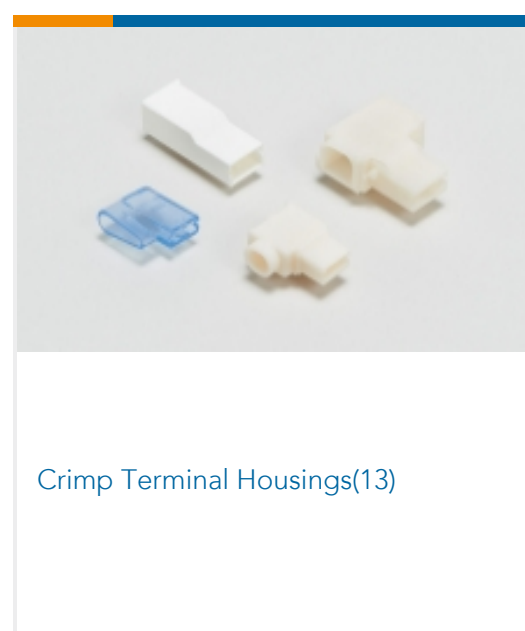
This information is provided based on reasonable inquiry of our suppliers and represents our current actual knowledge based on the information they provided. This information is subject to change. The part numbers that TE has identified as EU RoHS compliant have a maximum concentration of 0.1% by weight in homogenous materials for lead, hexavalent chromium, mercury, PBB, PBDE, DBP, BBP, DEHP, DIBP, and 0.01% for cadmium, or qualify for an exemption to these limits as defined in the Annexes of Directive 2011/65/EU (RoHS2). Finished electrical and electronic equipment products will be CE marked as required by Directive 2011/65/EU. Components may not be CE marked. Additionally, the part numbers that TE has identified as EU ELV compliant have a maximum concentration of 0.1% by weight in homogenous materials for lead, hexavalent chromium, and mercury, and 0.01% for cadmium, or qualify for an exemption to these limits

as defined in the Annexes of Directive 2000/53/EC (ELV). Regarding the REACH Regulation, the information TE provides on SVHC in articles for this part number is based on the latest European Chemicals Agency (ECHA) 'Guidance on requirements for substances in articles' posted at this URL: <https://echa.europa.eu/guidance-documents/guidance-on-reach>

Compatible Parts



Also in the Series | FASTON 110



Customers Also Bought



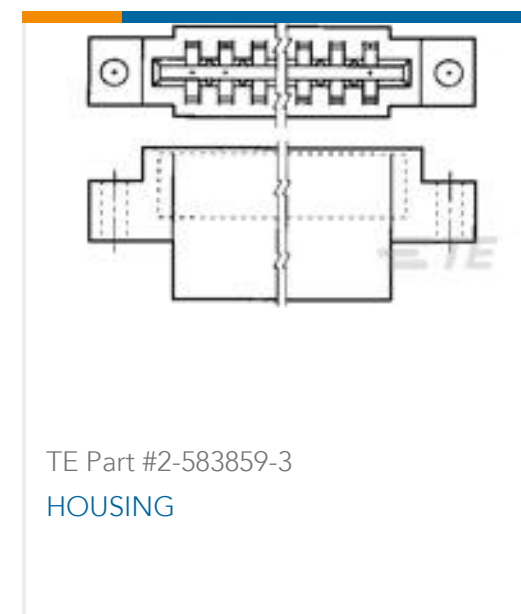
TE Part #147721-3
04 MODII HORZ SR SFMNT 30AU



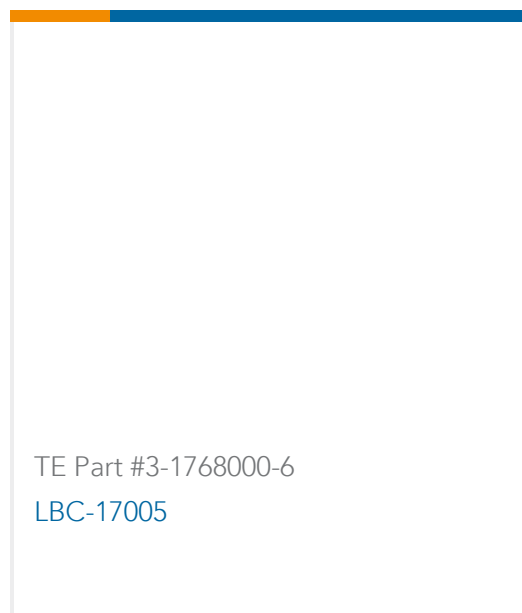
TE Part #1-1452688-2
TAB 2.8X0.8 WITH ACTION PIN



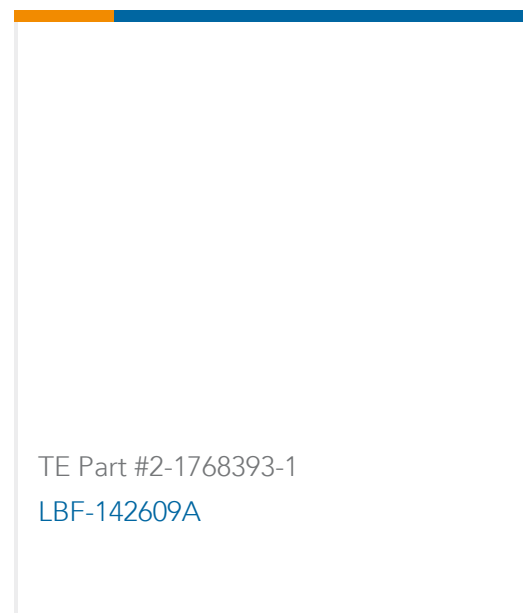
TE Part #4-1393224-5
RY211009



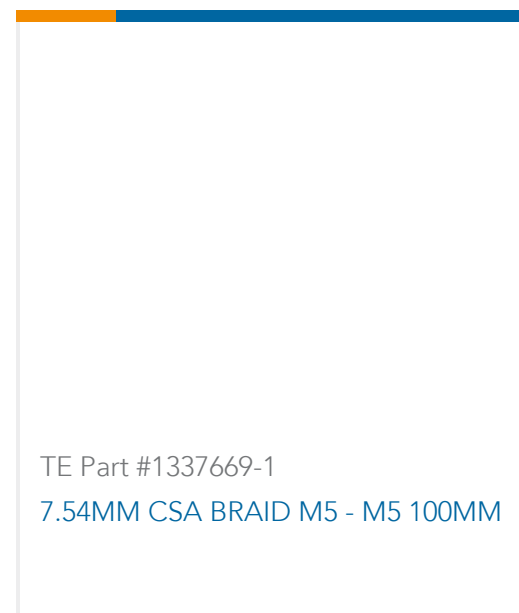
TE Part #2-583859-3
HOUSING



TE Part #3-1768000-6
LBC-17005



TE Part #2-1768393-1
LBF-142609A



TE Part #1337669-1
7.54MM CSA BRAID M5 - M5 100MM

Documents

Product Drawings

110 FASTON TAB TPBR

English

CAD Files

3D PDF

3D

Customer View Model

[ENG_CVM_CVM_63756-1_K_c-63756-1-k.2d_dxf.zip](#)

English

Customer View Model

[ENG_CVM_CVM_63756-1_K_c-63756-1-k.3d_igs.zip](#)

English

Customer View Model

[ENG_CVM_CVM_63756-1_K_c-63756-1-k.3d_stp.zip](#)

English

By downloading the CAD file I accept and agree to the [Terms and Conditions](#) of use.

Datasheets & Catalog Pages

FASTON PCB Tabs and Receptacles

English

PRINTED CIRCUIT BOARD TERMINALS AND DISCONNECTS

English

Product Specifications

FASTON* 110, 187, 205, 250, and 312 Series Tab Contacts for Printed Circuit (PC) Board Applications

English



Product Environmental Compliance

[MD_63756-1_111420172357_dmtec](#)

English

[MD_63756-1_111420172357_dmtec](#)

English

Agency Approvals

[CSA Certificate](#)

English

[CSA Certificate](#)

English