

63698-1 ✓ ACTIVE

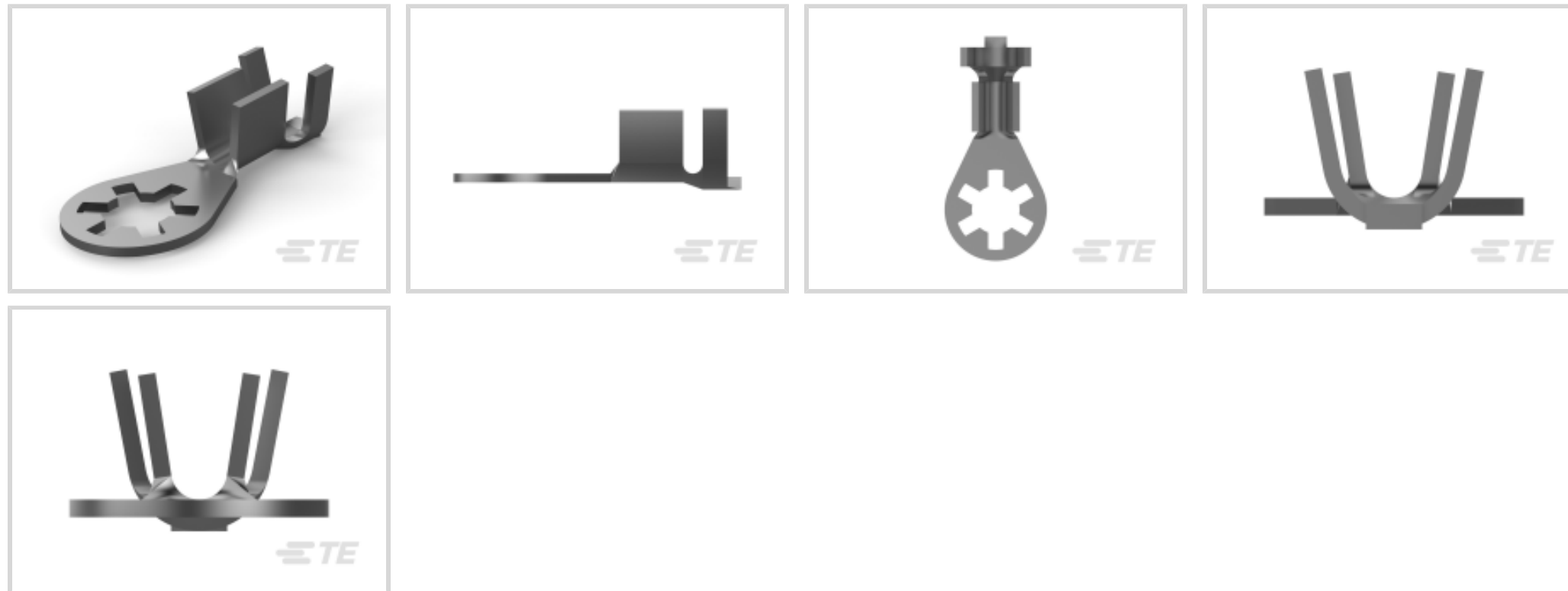
TE Internal #: 63698-1

Closed Ring Tongue Terminal, 16 – 12 AWG, M4 / #8 Stud Size,  
4.39 mm [.172 in] Stud Diameter, Open Barrel, Straight, Tin,  
Uninsulated

[View on TE.com >](#)



Terminals & Splices > Ring Terminals



Ring Terminal Product Type: Closed Ring Tongue Terminal

Wire Size: 2582 – 6529 CMA

Stud Size: #8, M4

## Features

### Product Type Features

Shape Description	Anti-Rotational/Grounding
Ring Terminal Product Type	Closed Ring Tongue Terminal
Stud Size	#8, M4
Sealable	No
Compatible With Discrete Wire Type	Stranded
Wire Insulation Support Retention Type	Insulation Support

### Contact Features

Contact Base Material	Brass
Barrel Type	Open
Terminal Orientation	Straight
Terminal Plating Material	Tin
Contact Underplating Material	Nickel

### Mechanical Attachment

Wire Insulation Support	With
-------------------------	------

### Dimensions

	.13 in
--	--------



Wire Size	2582 – 6529 CMA
Stud Diameter	4.39 mm [.172 in]
Tongue Thickness	.76 mm [.03 in]
Product Length	19.56 mm [.77 in]
Barrel Inside Diameter	2.03 mm, 3.93 mm [.08 in] [.155 in]
Compatible Insulation Diameter (Max)	4.32 mm [.17 in]
Compatible Insulation Diameter Range	3.3 – 4.32 mm [.13 – .17 in]

### Usage Conditions

Insulation Option	Uninsulated
Operating Temperature Range	-40 – 110 °C [-40 – 230 °F]

### Operation/Application

Compatible With Wire Base Material	Copper
------------------------------------	--------

### Industry Standards

Government Qualified Terminal	No
-------------------------------	----

### Packaging Features

Packaging Quantity	6000
Packaging Method	Strip/Reel

## Product Compliance

[For compliance documentation, visit the product page on TE.com>](#)

EU RoHS Directive 2011/65/EU	Compliant
EU ELV Directive 2000/53/EC	Compliant
China RoHS 2 Directive MIIT Order No 32, 2016	No Restricted Materials Above Threshold
EU REACH Regulation (EC) No. 1907/2006	Current ECHA Candidate List: JUNE 2023 (235) Candidate List Declared Against: JUNE 2023 (235) Does not contain REACH SVHC
Halogen Content	Low Halogen - Br, Cl, F, I < 900 ppm per homogenous material. Also BFR/CFR/PVC Free
Solder Process Capability	Not applicable for solder process capability

#### Product Compliance Disclaimer



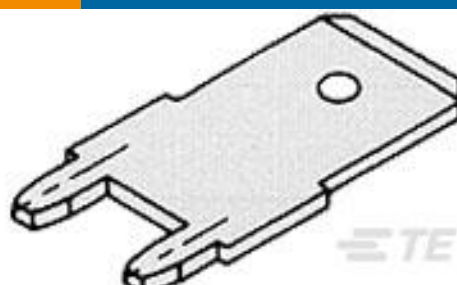

This information is provided based on reasonable inquiry of our suppliers and represents our current actual knowledge based on the information they provided. This information is subject to change. The part numbers that TE has identified as

EU RoHS compliant have a maximum concentration of 0.1% by weight in homogenous materials for lead, hexavalent chromium, mercury, PBB, PBDE, DBP, BBP, DEHP, DIBP, and 0.01% for cadmium, or qualify for an exemption to these limits as defined in the Annexes of Directive 2011/65/EU (RoHS2). Finished electrical and electronic equipment products will be CE marked as required by Directive 2011/65/EU. Components may not be CE marked. Additionally, the part numbers that TE has identified as EU ELV compliant have a maximum concentration of 0.1% by weight in homogenous materials for lead, hexavalent chromium, and mercury, and 0.01% for cadmium, or qualify for an exemption to these limits as defined in the Annexes of Directive 2000/53/EC (ELV). Regarding the REACH Regulation, the information TE provides on SVHC in articles for this part number is based on the latest European Chemicals Agency (ECHA) 'Guidance on requirements for substances in articles' posted at this URL: <https://echa.europa.eu/guidance-documents/guidance-on-reach>

## Compatible Parts

 <p>TE Part # 2-2150653-1 OCEAN_2.0_APPLICATOR-E-140F2200</p>	 <p>TE Part # 2-2150653-2 OCEAN_2.0_APPLICATOR-E-140F2200A</p>	 <p>TE Part # 2150653-1 OCEAN_2.0_APPLICATOR-E-140F2200</p>	 <p>TE Part # 2150653-2 OCEAN_2.0_APPLICATOR-E-140F2200A</p>
 <p>TE Part # 7-2150653-1 OCEAN_2.0_APPLICATOR-E-140F2200</p>	 <p>TE Part # 7-2150653-2 OCEAN_2.0_APPLICATOR-E-140F2200A</p>	 <p>TE Part # 7-2150653-7 OCEAN_2.0_SPARE_PART_KIT-140F2200</p>	

## Customers Also Bought

 <p>TE Part #2-2176231-3 3522 82R 1% 3W</p>	 <p>TE Part #DRC24-BT BOOT, 24P, 16SZ, PLG/REC, ST, BLK</p>	 <p>TE Part #1-770250-0 UMNL II PIN SN/AUNI/BR LP20-14</p>	 <p>TE Part #770027-1 06P UMNLII IN-LINE CAP HSG KIT</p>
 <p>TE Part #1-770970-0 08P MINI UMNL R/A HDR ASSY SN</p>	 <p>TE Part #63650-1 250 FASTON TAB TPBR</p>	 <p>TE Part #42742-2 250 FASTON FLAG REC 18-12 AWG TPBR</p>	 <p>TE Part #282836-2 TERMI-BLOK PCB MOUNT 90 2P.</p>



## Documents

### Product Drawings

[FASTON .187 \(4.75 MM\) ADAPTER TPBR](#)

English

### CAD Files

[3D PDF](#)

3D

[Customer View Model](#)

[ENG\\_CVM\\_CVM\\_63698-1\\_C\\_c-63698-1-c.2d\\_dxf.zip](#)

English

[Customer View Model](#)

[ENG\\_CVM\\_CVM\\_63698-1\\_C\\_c-63698-1-c.3d\\_igs.zip](#)

English

[Customer View Model](#)

[ENG\\_CVM\\_CVM\\_63698-1\\_C\\_c-63698-1-c.3d\\_stp.zip](#)

English

By downloading the CAD file I accept and agree to the [Terms and Conditions](#) of use.

### Product Specifications

[Application Specification](#)

English

[EB\\*\\*General Application Specification for Open Barrel Terminals](#)

English

[Application Specification](#)

English

### Product Environmental Compliance

[TE Material Declaration](#)

English