

63604-1 ✓ ACTIVE

FASTON | FASTON 250

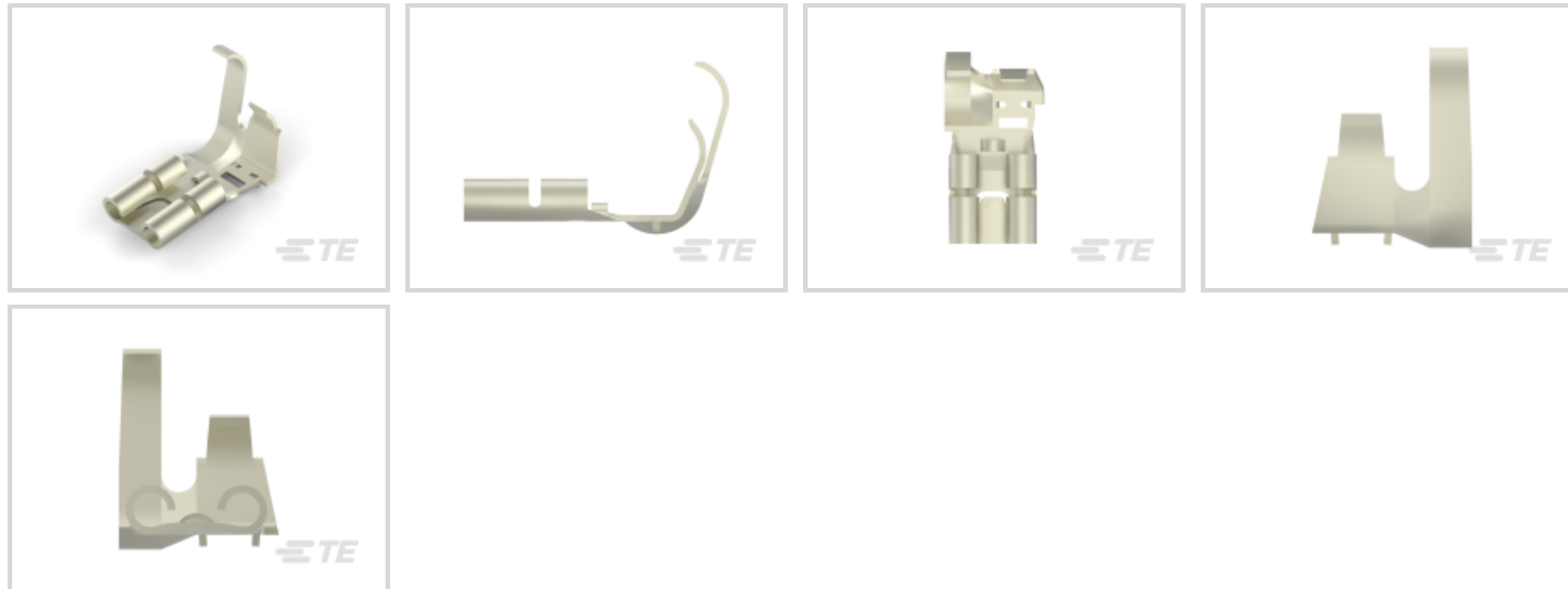
TE Internal #: 63604-1

Quick Disconnects, Receptacle, 18 – 12 AWG Wire Size, .82 – 3.31 mm<sup>2</sup> Wire Size, Mating Tab Width 6.35 mm [.25 in], Flag, Steel, FASTON 250

[View on TE.com >](#)



Terminals & Splices > Quick Disconnects



Quick Disconnect Terminal Type: **Receptacle**

Wire Size: **.82 – 3.31 mm<sup>2</sup>**

Mating Tab Width: **6.35 mm [.25 in]**

Mating Tab Thickness: **.81 mm [.032 in]**

## Features

### Product Type Features

Insertion Force	Low
-----------------	-----

### Configuration Features

Connection Capacity	Single
---------------------	--------

Compatible With Wire & Cable Type	Discrete Wire
-----------------------------------	---------------

### Contact Features

Quick Disconnect Terminal Type	Receptacle
--------------------------------	------------

Mating Tab Width	6.35 mm [.25 in]
------------------	------------------

Mating Tab Thickness	.81 mm [.032 in]
----------------------	------------------

Terminal Orientation	Flag
----------------------	------

Contact Base Material	Steel
-----------------------	-------

Terminal Plating Material	Nickel
---------------------------	--------

Crimp Type	Tab-Lok
------------	---------

Barrel Type	Open
-------------	------

### Termination Features



Product Terminates To	Wire & Cable
-----------------------	--------------

### Mechanical Attachment

Wire Insulation Support	With
-------------------------	------

Mating Retention Type	Dimple
-----------------------	--------

### Dimensions

Terminal Material Thickness	.41 mm[.016 in]
-----------------------------	-----------------

Product Length	17.02 mm[.67 in]
----------------	------------------

Compatible Insulation Diameter Range	2.79 – 5.33 mm[.11 – .21 in]
--------------------------------------	------------------------------

Wire Size	.82 – 3.31 mm <sup>2</sup>
-----------	----------------------------

### Usage Conditions

Insulation Option	Uninsulated
-------------------	-------------

Operating Temperature Range	-40 – 250 °C[-40 – 482 °F]
-----------------------------	----------------------------

### Industry Standards

Agency/Standard	UL
-----------------	----

### Packaging Features

Packaging Quantity	3500
--------------------	------

Packaging Method	Strip/Reel
------------------	------------

### Other

Line	Premier
------	---------

Terminals & Splices Comment	Stress Relieved.
-----------------------------	------------------

### Product Compliance

[For compliance documentation, visit the product page on TE.com>](#)

EU RoHS Directive 2011/65/EU	Compliant
------------------------------	-----------

EU ELV Directive 2000/53/EC	Compliant
-----------------------------	-----------

China RoHS 2 Directive MIIT Order No 32, 2016	No Restricted Materials Above Threshold
---	---

EU REACH Regulation (EC) No. 1907/2006	Current ECHA Candidate List: JUNE 2023 (235) Candidate List Declared Against: JUNE 2023 (235) Does not contain REACH SVHC
--	---

Halogen Content	Low Halogen - Br, Cl, F, I < 900 ppm per homogenous material. Also BFR/CFR/PVC Free
-----------------	---

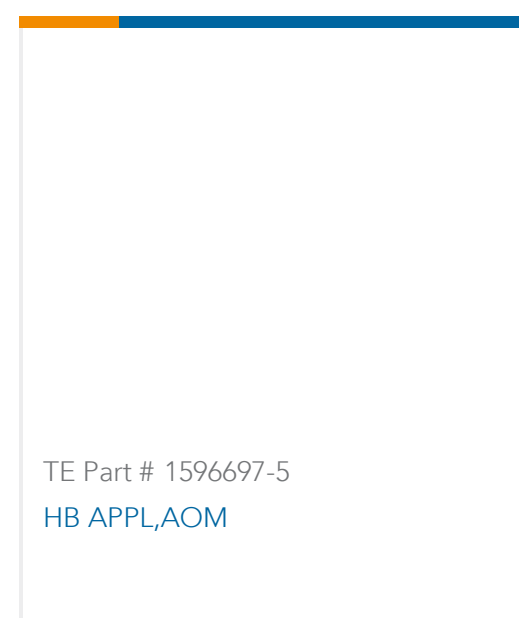
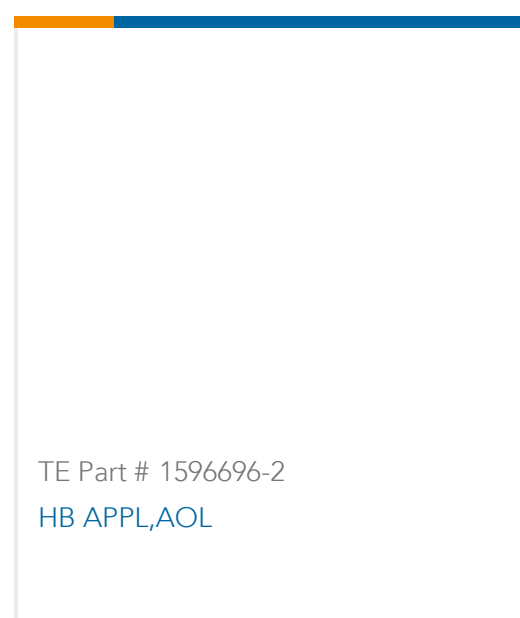
## Solder Process Capability

Not applicable for solder process capability

## Product Compliance Disclaimer

This information is provided based on reasonable inquiry of our suppliers and represents our current actual knowledge based on the information they provided. This information is subject to change. The part numbers that TE has identified as EU RoHS compliant have a maximum concentration of 0.1% by weight in homogenous materials for lead, hexavalent chromium, mercury, PBB, PBDE, DBP, BBP, DEHP, DIBP, and 0.01% for cadmium, or qualify for an exemption to these limits as defined in the Annexes of Directive 2011/65/EU (RoHS2). Finished electrical and electronic equipment products will be CE marked as required by Directive 2011/65/EU. Components may not be CE marked. Additionally, the part numbers that TE has identified as EU ELV compliant have a maximum concentration of 0.1% by weight in homogenous materials for lead, hexavalent chromium, and mercury, and 0.01% for cadmium, or qualify for an exemption to these limits as defined in the Annexes of Directive 2000/53/EC (ELV). Regarding the REACH Regulation, the information TE provides on SVHC in articles for this part number is based on the latest European Chemicals Agency (ECHA) 'Guidance on requirements for substances in articles' posted at this URL: <https://echa.europa.eu/guidance-documents/guidance-on-reach>

## Compatible Parts

Also in the Series | **FASTON 250**



Compression Connectors(4)



Crimp Terminal Housings(142)



Insertion & Extraction Tools(6)



Magnet Wire Terminals(1)



PCB Terminals(135)



Quick Disconnects(445)



Splices(4)

## Customers Also Bought



TE Part #5-2232263-3  
PTL 1X3 CAP PANEL MT GLW WIRE  
KEY A DGR




TE Part #640718-1  
15P UMNL STR/REL



TE Part #1-1969442-1  
EP 2.5 TPA Housing, 11 Pos



TE Part #63011-2  
250 FASTON FLAG REC 18-14 AWG  
TPBR




TE Part #63096-1  
250 FASTON FLAG REC 18-14 AWG  
BR



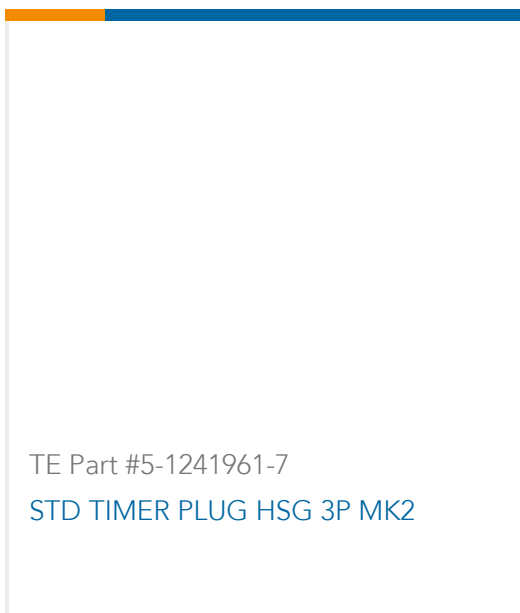
TE Part #1969443-4  
EP 2.5 TPA Retainer, 4 Pos



TE Part #852743-3  
CRIMPER, WIRE



TE Part #2217623-1  
PANEL ASSEMBLY, AMP 3K/5K



TE Part #5-1241961-7  
STD TIMER PLUG HSG 3P MK2

## Documents



## Product Drawings

### 250 FASTON FLAG REC 18-12 AWG NPST

English

---

## CAD Files

### 3D PDF

3D

### Customer View Model

[ENG\\_CVM\\_CVM\\_63604-1\\_H.2d\\_dxf.zip](#)

English

### Customer View Model

[ENG\\_CVM\\_CVM\\_63604-1\\_H.3d\\_igs.zip](#)

English

### Customer View Model

[ENG\\_CVM\\_CVM\\_63604-1\\_H.3d\\_stp.zip](#)

English

By downloading the CAD file I accept and agree to the [Terms and Conditions](#) of use.

---

## Datasheets & Catalog Pages

### 1654742\_HOUSEHOLD\_APPLIANCES\_RAST5

English

### 82004 FASTON Terminals (Insulated and Uninsulated) Catalog - FASTON Receptacles Section

English

---

## Product Specifications

### Application Specification

English

---

## Product Environmental Compliance

### Product Compliance Document

English

### Product Compliance Document

English

---