



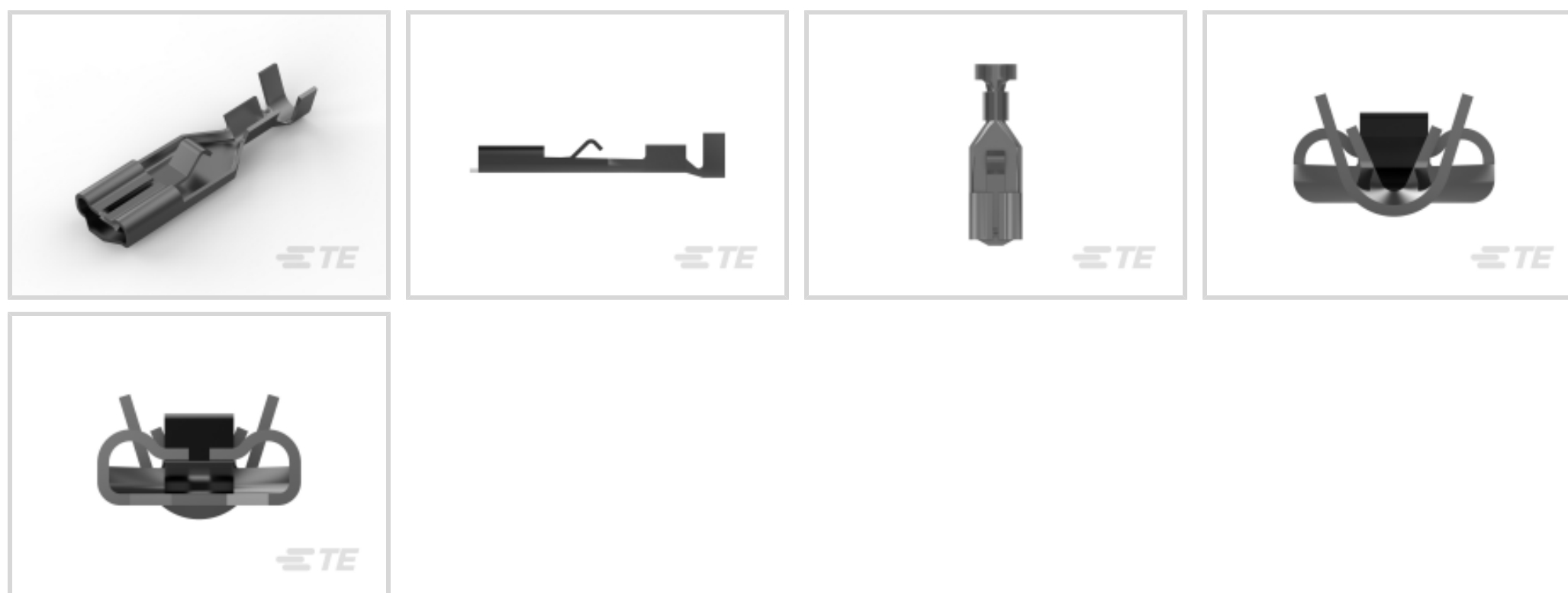
Positive Lock | Mark II, Positive Lock 187

TE Internal #: 63407-2

Quick Disconnects, Receptacle, 24 – 20 AWG Wire Size, .2 – .51 mm² Wire Size, Mating Tab Width 4.75 mm [.187 in], Straight, Brass, Positive Lock 187

[View on TE.com >](#)

Terminals & Splices > Quick Disconnects



Quick Disconnect Terminal Type: **Receptacle**

Wire Size: .2 – .51 mm²

Mating Tab Width: 4.75 mm [.187 in]

Mating Tab Thickness: .51 mm [.02 in]

Features

Product Type Features

Insertion Force	Normal
-----------------	--------

Configuration Features

Compatible With Wire & Cable Type	Discrete Wire
-----------------------------------	---------------

Contact Features

Quick Disconnect Terminal Type	Receptacle
Mating Tab Width	4.75 mm [.187 in]
Mating Tab Thickness	.51 mm [.02 in]
Terminal Orientation	Straight
Contact Base Material	Brass
Terminal Plating Material	Pre-Tin
Crimp Type	F-Crimp
Barrel Type	Open

Termination Features

Product Terminates To	Wire & Cable
-----------------------	--------------



Mechanical Attachment

Extraction Force	7 – 100 Newton
Wire Insulation Support	With
Mating Retention Type	Dimple

Dimensions

Terminal Material Thickness	.3 mm[.012 in]
Product Length	19.18 mm[.755 in]
Compatible Insulation Diameter Range	1.52 – 2.8 mm[.06 – .11 in]
Wire Size	.2 – .51 mm ²

Usage Conditions

Insulation Option	Uninsulated
Operating Temperature Range	-40 – 110 °C[-40 – 230 °F]

Industry Standards

Agency/Standard	UL
-----------------	----

Packaging Features

Packaging Quantity	12000
Packaging Method	Strip/Reel

Other

Terminals & Splices Comment	Low profile - not for use in housing.
-----------------------------	---------------------------------------

Product Compliance

[For compliance documentation, visit the product page on TE.com>](#)

EU RoHS Directive 2011/65/EU	Compliant
EU ELV Directive 2000/53/EC	Compliant
China RoHS 2 Directive MIIT Order No 32, 2016	No Restricted Materials Above Threshold
EU REACH Regulation (EC) No. 1907/2006	Current ECHA Candidate List: JUNE 2023 (235) Candidate List Declared Against: JUNE 2023 (235) Does not contain REACH SVHC
Halogen Content	Low Halogen - Br, Cl, F, I < 900 ppm per homogenous material. Also BFR/CFR/PVC Free
Solder Process Capability	Not applicable for solder process capability

Product Compliance Disclaimer

This information is provided based on reasonable inquiry of our suppliers and represents our current actual knowledge based on the information they provided. This information is subject to change. The part numbers that TE has identified as EU RoHS compliant have a maximum concentration of 0.1% by weight in homogenous materials for lead, hexavalent chromium, mercury, PBB, PBDE, DBP, BBP, DEHP, DIBP, and 0.01% for cadmium, or qualify for an exemption to these limits as defined in the Annexes of Directive 2011/65/EU (RoHS2). Finished electrical and electronic equipment products will be CE marked as required by Directive 2011/65/EU. Components may not be CE marked. Additionally, the part numbers that TE has identified as EU ELV compliant have a maximum concentration of 0.1% by weight in homogenous materials for lead, hexavalent chromium, and mercury, and 0.01% for cadmium, or qualify for an exemption to these limits as defined in the Annexes of Directive 2000/53/EC (ELV). Regarding the REACH Regulation, the information TE provides on SVHC in articles for this part number is based on the latest European Chemicals Agency (ECHA) 'Guidance on requirements for substances in articles' posted at this URL: <https://echa.europa.eu/guidance-documents/guidance-on-reach>

Compatible Parts



TE Part # 63784-1
RCPT POS/LK 187 0126TPBR



TE Part # 2-2836300-2
OCEAN-2.0-APPLICATOR-S-070F140F



TE Part # 2836300-2
OCEAN-2.0-APPLICATOR-S-070F140F



TE Part # 7-2836300-7
OCEAN_2.0_SPARE_PART_KIT-070F140F



TE Part # 2-2150619-1
OC-PA-E-FM-070F140F-001-0049



TE Part # 2-2150619-2
OC-PA-E-FA-070F140F-001-0049



TE Part # 2150619-1
OC-AT-E-FM-070F140F-001-0049




TE Part # 2150619-2
OC-AT-E-FA-070F140F-001-0049

Also in the Series | Mark II



Automotive Housings(8)



Automotive Terminals(22)



Crimp Terminal Housings(76)



Insertion & Extraction Tools(2)



Quick Disconnects(57)

Also in the Series | Positive Lock 187



Crimp Terminal Housings(86)



Insertion & Extraction Tools(2)



Insulation Boots & Sleeves(7)



Quick Disconnects(57)

Customers Also Bought



TE Part #DTP04-4P
REC, 4P, GRY, N



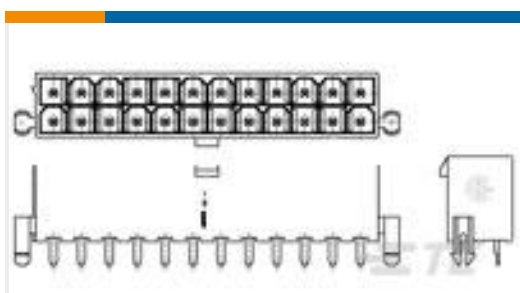
TE Part #DT04-2P
DEUTSCH DT Receptacle Connectors



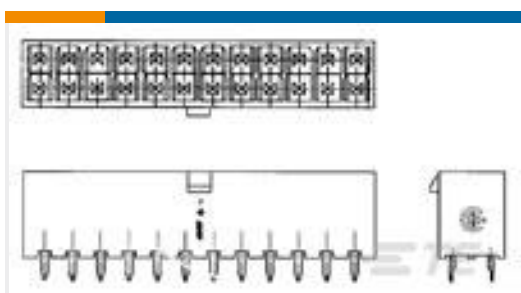
TE Part #1060-16-0122
PIN, SF, SIZE 16, 14-18, NI/SN



TE Part #109854-1
COVER WITH SEAL



TE Part #1586039-2
2P VAL-U-LOK VRT HDR W/P V2



TE Part #1586037-8
8P VERT HDR VAL-U-LOK V2



TE Part #7-1879354-0
RR03 5% 240R AMMO



TE Part #1587335-1
BASE ASSEMBLY, 40 POSITION



TE Part #1062-20-0122
SOC, SF, SIZE 20, 16-22, NI/NI



Documents

Product Drawings

[PL 187 TERMINAL REC 0.2-0.5 MM2 PTPBR](#)

English

CAD Files

[3D PDF](#)

3D

Customer View Model

[ENG_CVM_CVM_63407-2_AD.2d_dxf.zip](#)

English

Customer View Model

[ENG_CVM_CVM_63407-2_AD.3d_igs.zip](#)

English

Customer View Model

[ENG_CVM_CVM_63407-2_AD.3d_stp.zip](#)

English

By downloading the CAD file I accept and agree to the [Terms and Conditions](#) of use.

Datasheets & Catalog Pages

[Positive Lock Receptacles](#)

English

Product Specifications

[Application Specification](#)

English

Product Environmental Compliance

[Product Compliance](#)

English

[Product Compliance](#)

English